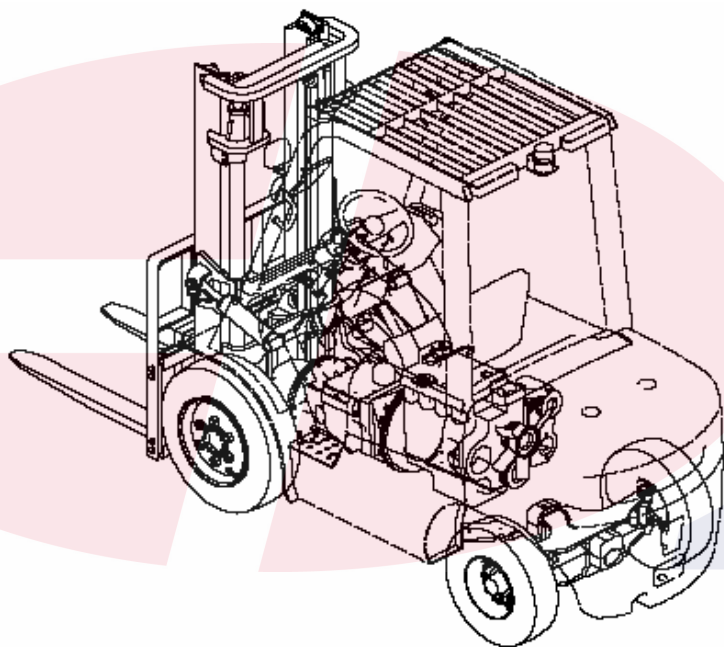


# T 系列 叉车

T SERIES Forklift FD20T / FD25T / FD30T / FG20T / FG25T / FG30T



## PARTS CATALOGUE

**E-P Equipment**

No. PCFT0709

THIS PARTS CATALOGUE COVERS ALL PARTS ON 2-3 TON FORKLIFT TRUCKS IN T SERIES

## 查询方法

### INDEXING WAY

步骤一：在检索目录中找到系统或总成的检索图。

其中“Fig \*\*”为该图所在图号；

Step 1: Find out the indexing drawing for the system or assemble required from the indexing contents and see two marks at lower right corner of the drawing: one is “Fig\*\*” denoting the page of the detail drawing in this catalogue.

步骤二：翻至所标页次，找到该图；

Step 2: According to above Fig, find out the detail drawing for the system or assemble.

步骤三：在其图中找出所需零部件，以及它所标注的序号；

Step 3: From the detail drawing, find out the parts and their item numbers.

步骤四：根据这个序号，在其后附表中可以查到系统或零件的详细信息。

Step 4: According to these item Number, find out details of these parts of the system or assembly from attached table.

- 订购零部件时，务请写清叉车的型号、出厂编号、所需零部件的图号和订购数量
- When ordering the parts or components, please indicate the model and serial number of the your forklift truck. the part number of parts or components you require and quantity.
- 在维修时，请使用正规渠道提供的本公司零部件，以确保叉车质量
- When you replace parts or components, please apply the real goods made by our company to ensure the truck' s quality.
- 恕不能将本产品可能进行的零部件改进在本图册中同时修改，您可从本公司的销售和配件公司获得最新资料
- We reserve modification right without notice.

缩写说明 Abbreviation in the catalogue

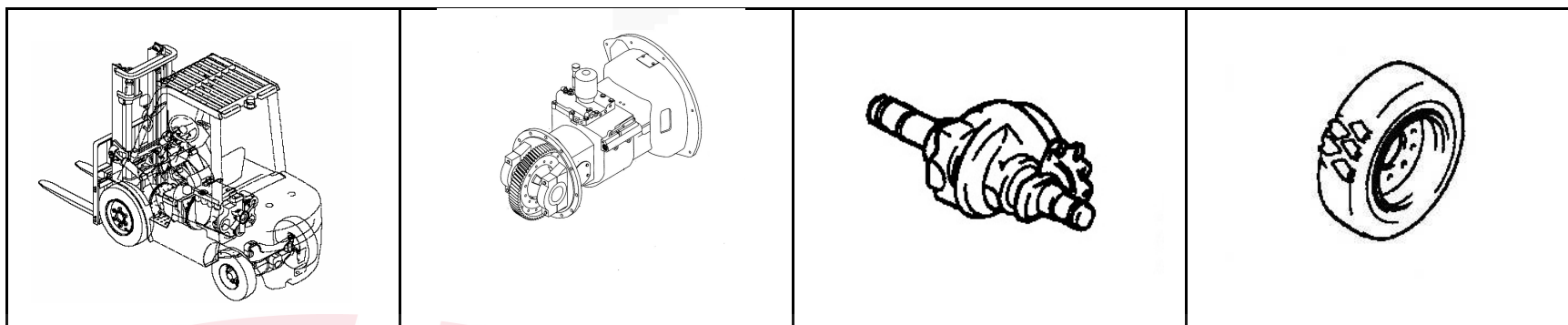
总成——A S S ‘Y——assembly

右——R. H. ——right hand

左——L. H. ——left hand

高压——H. P. ——high pressure

低压——L. P. ——low pressure



GENERAL  
整体部件系统

Fig 01

TRANSMISSION MOUNTING

传动装置 连接

Fig 03

Fig 04

Fig 05

Drive Axle

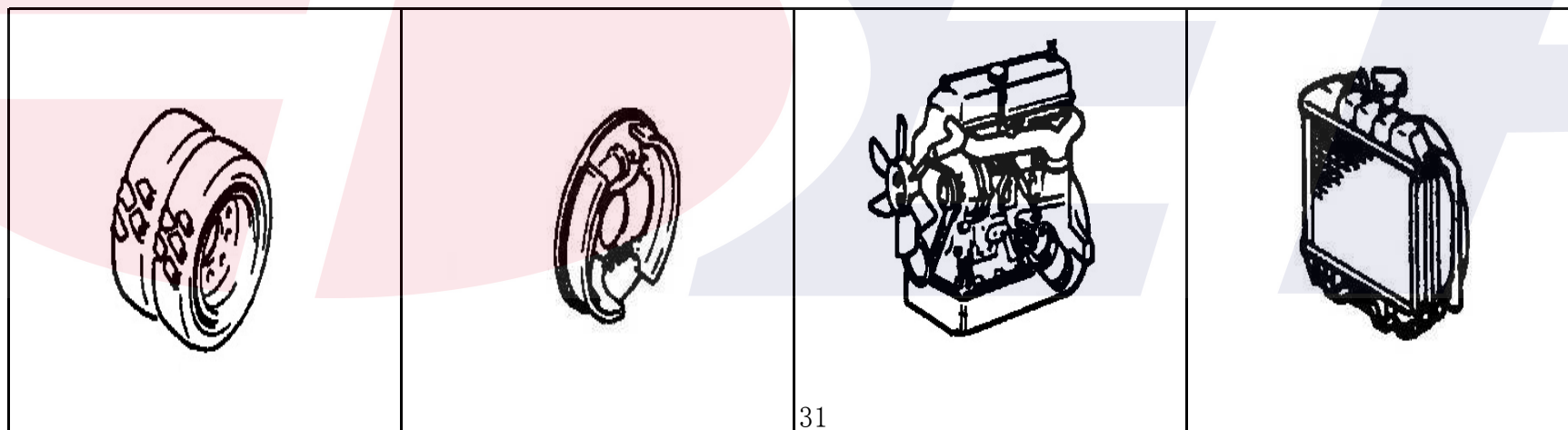
驱动桥

Fig 09

Drive Wheel (Sin)

驱动轮 (单胎)

Fig 10



Drive Wheel (Double)

驱动轮 (双胎)

图12

图13

Wheel Brake

制动器总成

Fig 14

Fig 15

Engine

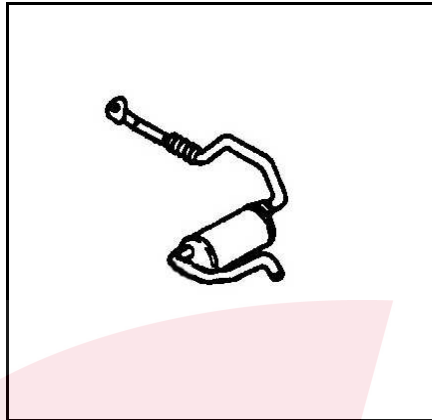
发动机

Fig 16

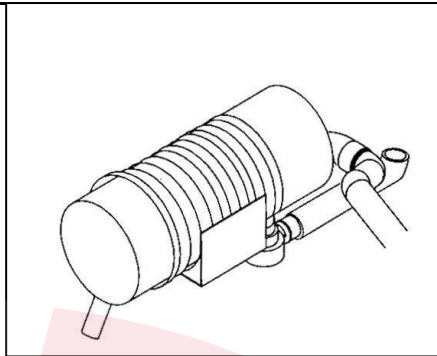
Cooling System

冷却系统

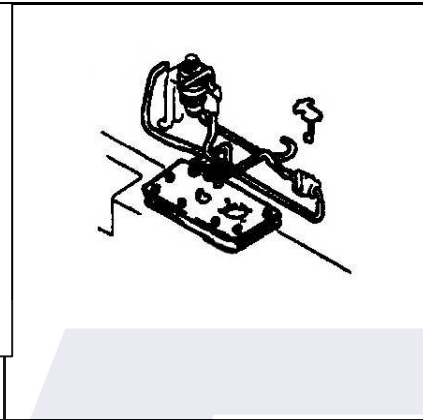
Fig 17



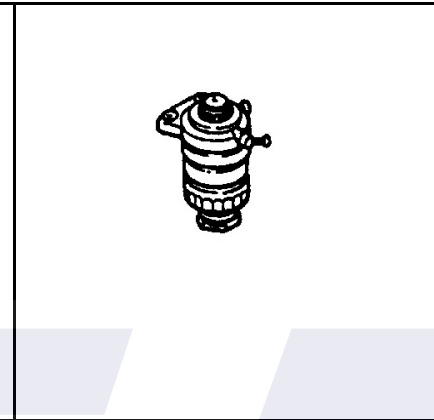
Exhaust System Fig 18  
排气系统



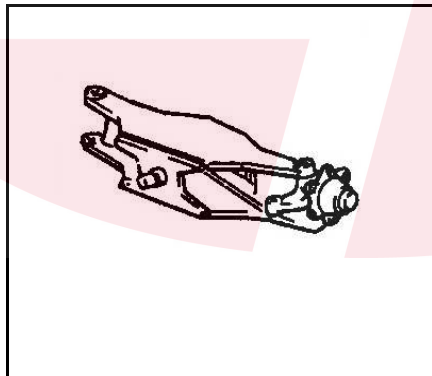
Air intake Fig 19  
进气系统



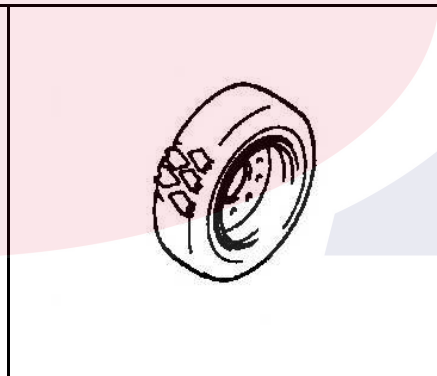
FUEL SYSTEM Fig 21  
燃油系统



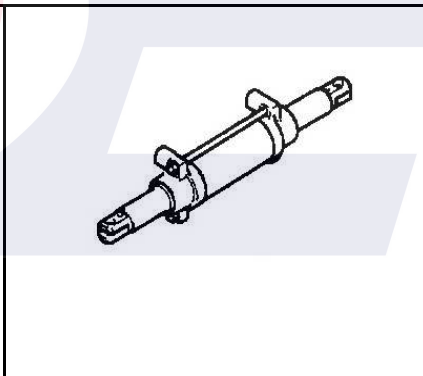
Filter Fig 21  
柴油滤清器



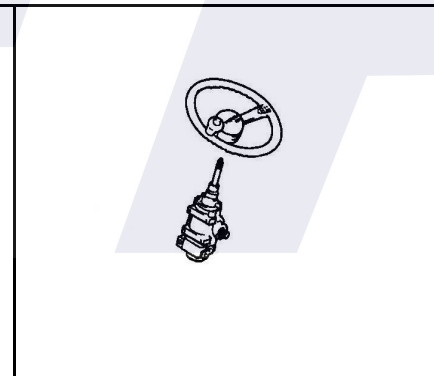
Steering Axle Fig 22  
转向桥



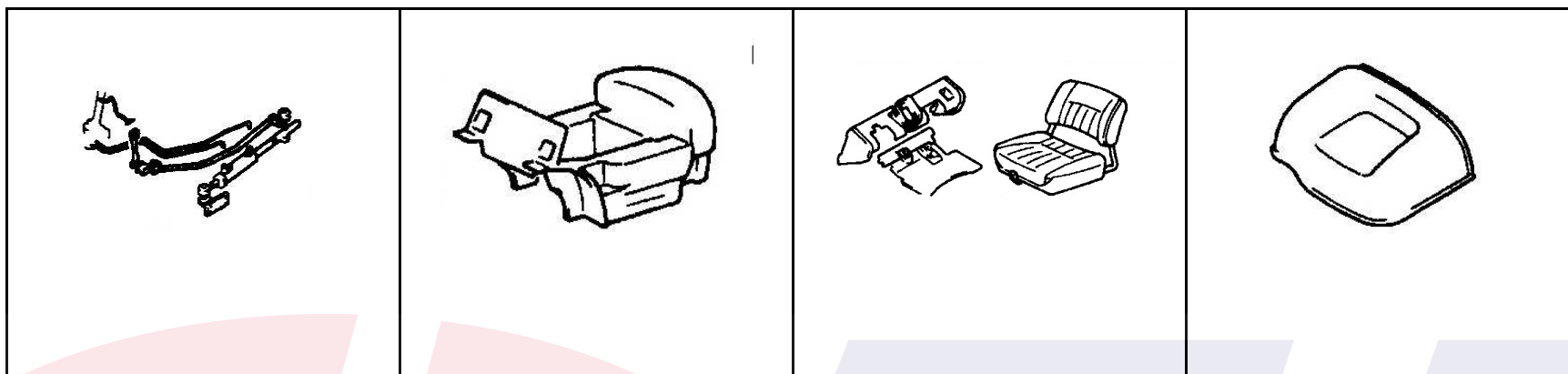
STEERING WHEEL Fig 23  
转向轮



STEERING CYLINDER Fig 24  
转向油缸



STEERING SYSEM Fig 25  
转向系统



STEERING PIPING

Fig 26

转向管路

FRAME COUNTER WEIGHT Fig 27

车架和平衡重

FLOOR、SEAT

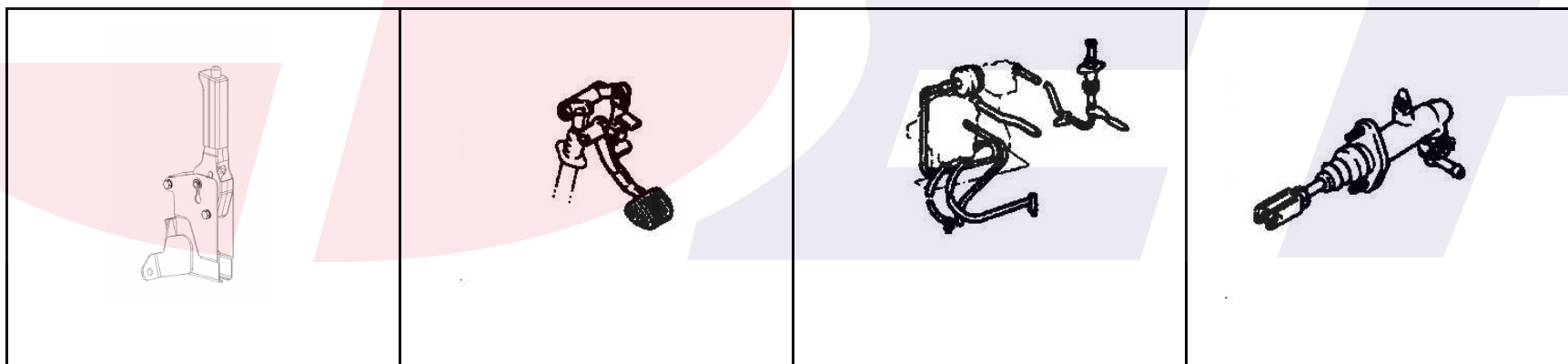
Fig 28

地板附件、座椅

BONNET MOUNT

Fig 29

内燃机罩



BRAKE LEVEL

Fig 30

停车制动

BRAKE —INCHING CONTROL Fig 31

行车制动与微动操纵

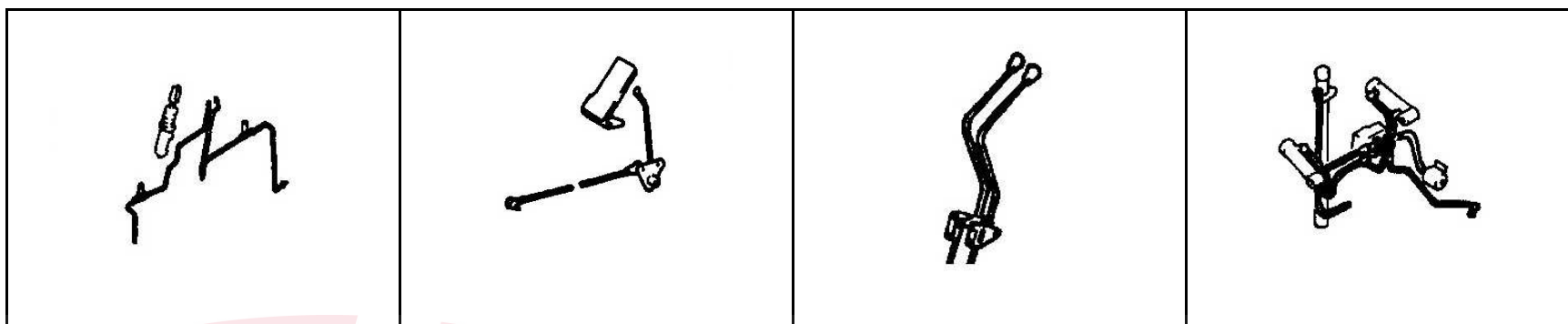
MASTER CYLINDER MOUNT Fig 32

制动总泵安装

MASTER CYLINDER

Fig 33

制动总泵



Braking PiPe  
制动管路

Fig 32

ACCELERATOR PEDAL  
油门踏板

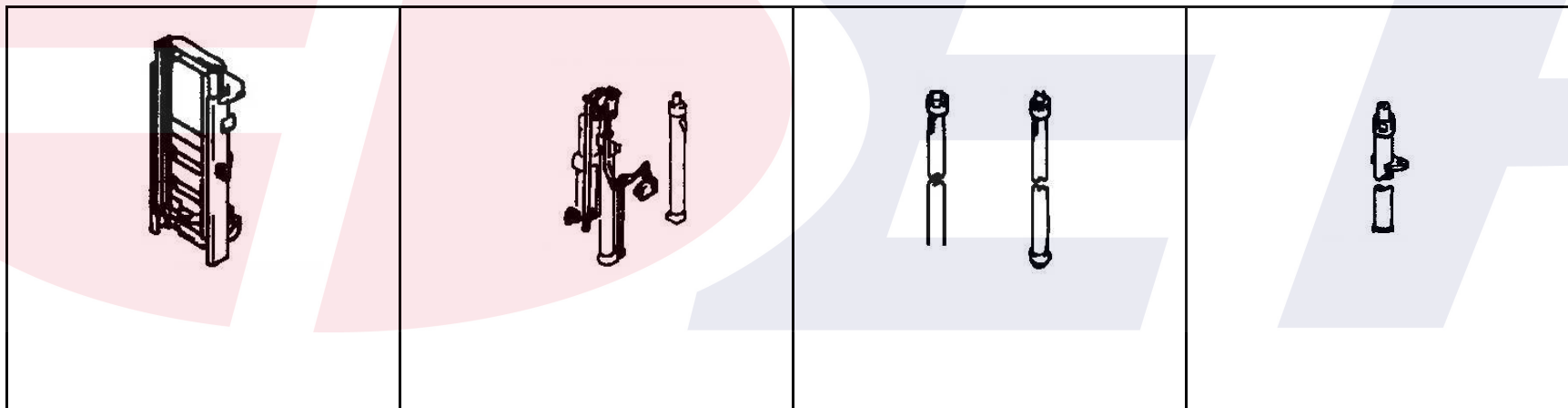
Fig 34

VALVE CONTROL LINKAGE  
操纵杆总成

Fig 36  
Fig 37

HYDRAULIC SYSTEM  
液压系统

Fig 38  
Fig 38-1  
Fig 38-2



MAST  
门架

Fig 40  
Fig 41  
Fig 42

HYDRAULIC SYSTEM MAST  
门架管路系统

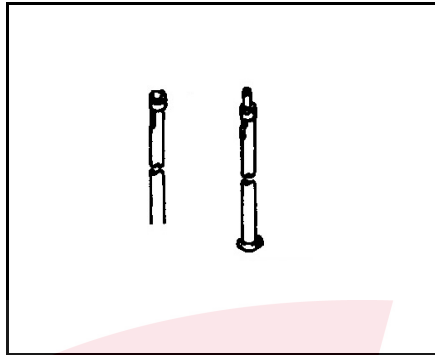
Fig 43  
Fig 44  
Fig 45

LIFT CYLINDER  
起升油缸 (2W)


Fig 46

FREE LIFT  
CYLINDER (2F/3F)  
前起升油缸 (2F/3F)

Fig 47

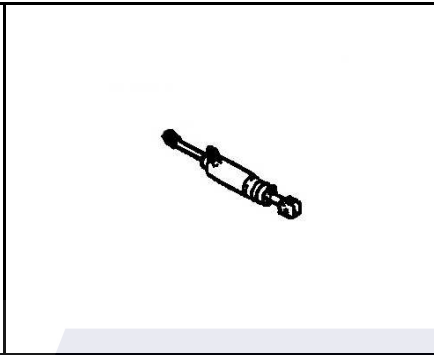


LIFT CYLINDER (2F) Fig 48



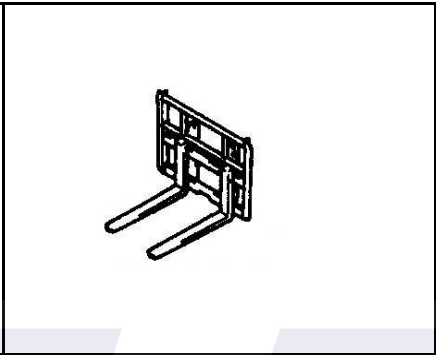
TILT CYLINDER (2W/2F) Fig 50

倾斜油缸 (2W/2F)



TILT CYLINDER (3F) Fig 51

倾斜油缸 (3F)

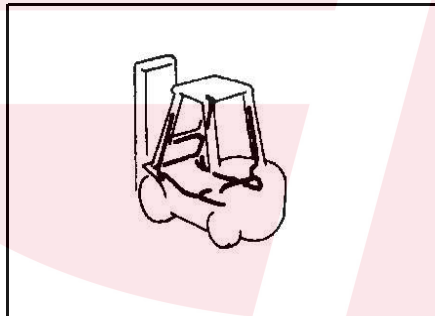


LIFT CARRIAGE (2W) Fig 52

滑架

Fig 53

Fig 54



ELECTRIC SYSTEM

电气系统

Fig 55


Fig 56

Fig 57

Fig 58

Fig 59

Fig 60



Label

标牌

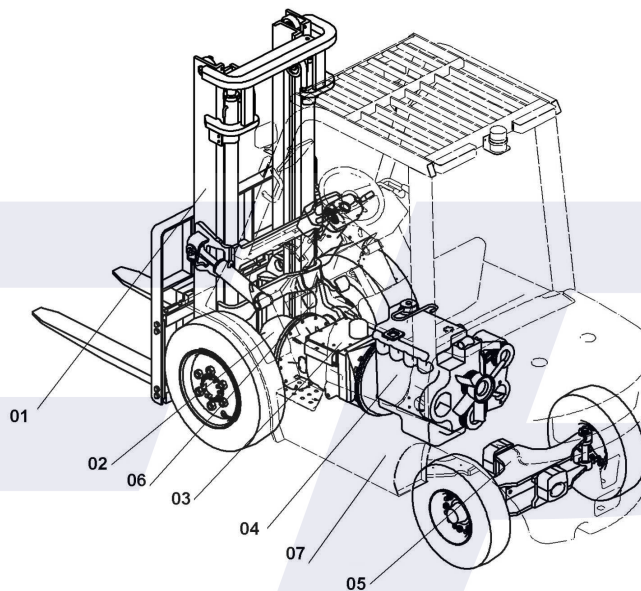
Fig 61

序号	零件编号	零部件名称	数量	备注
Item No	Part No	Description	QTY	Remark
1	58A00-30T01	MAST (2W)	门架 (2W)	1 FD30T
	58A00-25T01	MAST (2W)	门架 (2W)	1 FD20 25T
	58F00-30T01	MAST (2F)	门架 (2F)	1 FD30T
	58F00-25T01	MAST (2F)	门架 (2F)	1 FD20 25T
	58S00-30T01	MAST (3F)	门架 (3F)	1 FD30T
	58S00-25T01	MAST (3F)	门架 (3F)	1 FD20 25T
2	40200-30T11	DRIVE AXLE	驱动桥	1 FD30T
	40200-25T11	DRIVE AXLE	驱动桥	1 FD20 25T
3	18600-30T11	Transmission	液力变速箱总成	1 FD30T
	18600-25T11	Transmission	液力变速箱总成	1 FD20 25T
4	10100-30T11	TD27 Engine	尼桑TD27发动机	1
	101C0-30T11	QD32 Engine	QD32发动机	1
	M10100-30T11	Mazda Gaso Eng	Mazda汽油机	1
	Y10100-25T11	Yanmar 4TNE92 Eng	4TNE92	1
5	403A0-30T11	STEERING AXLE	转向桥	1 FD30T
	403A0-25T11	STEERING AXLE	转向桥	1 FD20 25T
6	46500-30T11	Brake & Inching	制动与微动操纵	1
7	46600-35T11	Frame and Counter weight	车架和平衡重	1 FD35T
	46600-30T11	Frame and Counter weight	车架和平衡重	1 FD30T
	46600-25T12	Frame and Counter weight	车架和平衡重	1 FD25T
	46600-20T12	Frame and Counter weight	车架和平衡重	1 FD20T

备注2  
Remark2

整车部件系统  
图01

GENERAL  
Fig 01





序号	图号	零部件名称	数量	备注
Item No	Part No	Description	QTY	Remark
1	18600-30T11	Transmission	液力变速箱总成	1 FD30T
	M18600-30T11	Transmission	液力变速箱总成	1 FG**
	18600-25T11	Transmission	液力变速箱总成	1 FD20 25T
	Y18600-30T11	Transmission	液力变速箱总成	1 FD**
2	00093-1201A	Washer, lock	垫圈12	12
3	05785-12400	Bolt	螺栓M12x1.25x40	12 TD27
	05785-12350	Bolt	螺栓M12x1.25x35	12 F2.2, 4TNE92
4	06170-1000A	Nut	螺母M10	1
5	00096-1001A	Washer	垫圈10	17
6	05782-12600	Bolt	螺栓M10x60	1 TD27
	05782-12450	Bolt	螺栓M10x45	1 4TNE92
7	00096-1001A	Washer, lock	垫圈10	17
8	05785-10200	Bolt	螺栓M10x1.25x20	8 TD27
	05785-10350	Bolt	螺栓M10x1.25x35	8 F2.2
	05785-10350	Bolt	螺栓M10x1.25x35	7 4TNE92
9	20002-30T11	Clip	管夹片	1
10	20001-30T11	Packing	驱动桥密封垫	1 FD30T
	20001-25T11	Packing	驱动桥密封垫	1 FD20 25T
	Y20001-30T11	Packing	驱动桥密封垫	1 FD20, 25
	M20001-30T11	Packing	驱动桥密封垫	1

备注2

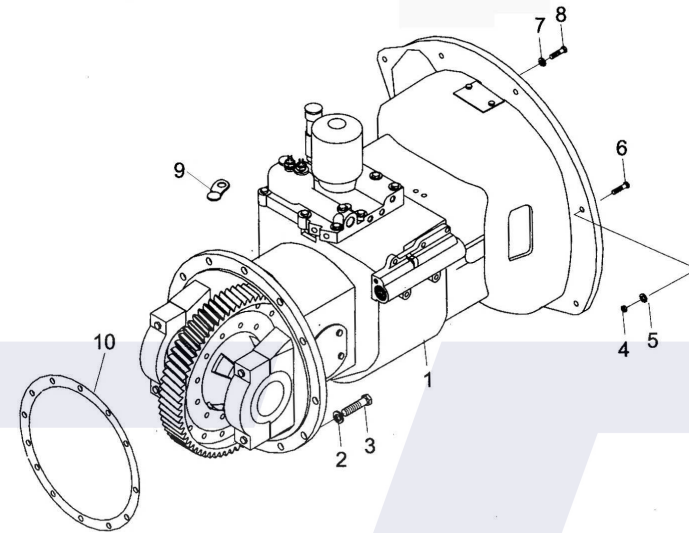
Remark2

传动装置(液力式)

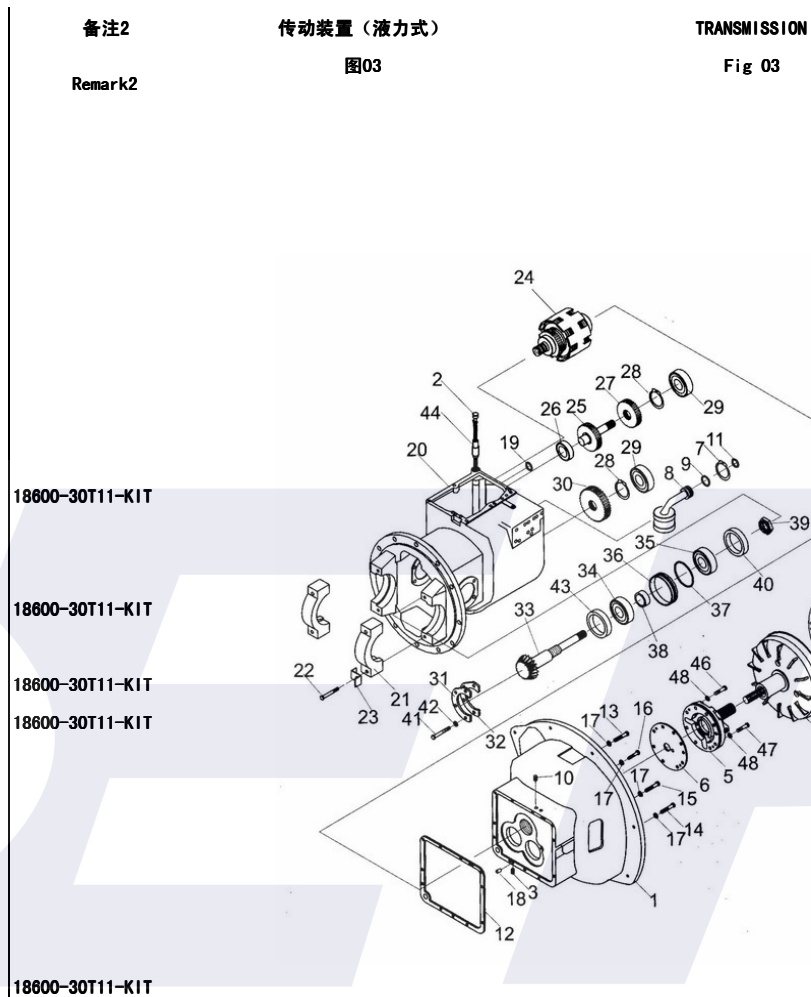
图02

TRANSMISSION ASS'Y

Fig 02



序号	图号	零部件名称	数量	备注
Item No	Part No	Description	QTY	Remark
1	18601-30T11	Case, tor-con	变矩器壳体	1
	M18601-30T11	Case, tor-con	变矩器壳体	1
	Y18601-30T11	Case, tor-con	变矩器壳体	1
2	18602-30T11	Cup	加油口盖	1
3	18603-30T11	Plug 1/4"	螺塞1/4"	4
4	18604-30T11	Tor-con ass'y	变矩器总成	1
	M18604-30T11	Tor-con ass'y	变矩器总成	1
	Y18604-30T11	Tor-con ass'y	变矩器总成	1
5	18605-30T11	Charging pump ass'y	供油泵总成	1
6	18606-30T11	Gasket	衬垫	1 ☆
7	08941-3500B	Snap ring	挡圈35	1
8	18607-30T11	Strainer	滤油器	1
9	01235-35310	O-ring 35x3.1	O形圈35x3.1	1 ☆
10	18608-30T11	Plug	内六角螺塞1/2"	2
11	01235-28350	O-ring	O形圈28x3.5	1 ☆
12	18609-30T11	Gasket	垫片	1 ☆
13	05782-1030A	Bolt	螺栓M10x30	1
14	05782-1050A	Bolt	螺栓M10x50	3
15	05782-1055A	Bolt	螺栓M10x55	1
16	05782-1075A	Bolt	螺栓M10x75	4
17	00093-10001A	Washer	垫圈10	9
18	00119-1220B	Pin	销B12x20	2
19	01235-15240	O-ring	O形圈15x2.4	1 ☆
20	18610-30T11	Case, transmission	壳体	1 FD30T
	18610-25T11	Case, transmission	壳体	1 FD20 25T



序号	图号	零部件名称	数量	备注
Item No	Part No	Description	QTY	Remark
21	18611-30T11	Cap, bearing	轴承盖	2
22	18612-30T11	Bolt	螺栓	4
23	18613-30T11	Plate, lock	锁片	4
24	18600-30T11	Clutch, hydraulic	液力离合器	1
25	18615-30T11	Shaft, idler	惰轮轴	1
26	00276-62060	Bearing	轴承6206-2RS	1
27	18616-30T11	Gear, idler	惰轮	1
28	00893-2400A	Snap ring	挡圈24	2
29	00276-62070	Bearing	轴承6207	1
30	18617-30T11	Gear, output	输出齿轮	1
31	18618-30T11	Plate, bearing support	支承片	1
32	18619-30T11	Shim	垫片	按需
33	18620-30T11	Shaft, output	输出轴	1
34	00294-32208	Bearing	轴承32208	1
35	00294-30208	Bearing	轴承30208	1
36	18621-30T11	Retainer, oil seal	油封保持架	1
37	01235-80310	O-ring	O形圈80x3.1	1 ☆
38	18622-30T11	Seal, oil	油封	1 ☆
39	18623-30T11	Nut	螺母	1
40	18624-30T11	Shim	垫	1
41	05782-0820A	Bolt	螺栓M8x20	4

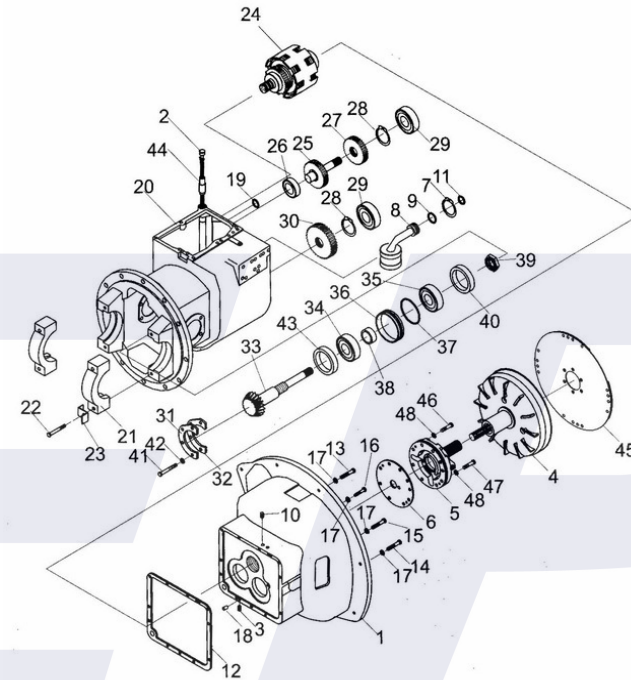
备注2  
Remark2

传动装置(液力式)  
图03

TRANSMISSION  
Fig 03

18720-25T11, 18720-30T11

18600-30T11-KIT  
18600-30T11-KIT



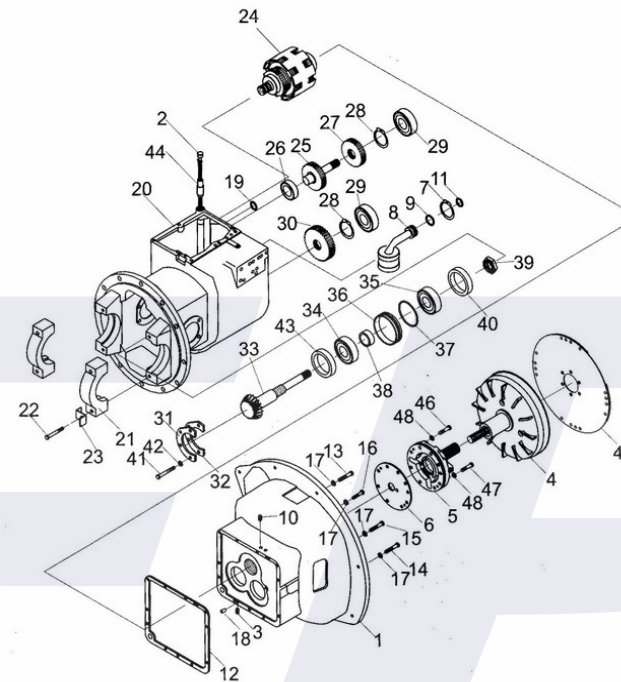
序号	图号	零部件名称	数量	备注
Item No	Part No	Description	QTY	Remark
42	00093-0801A	Washer	垫圈8	4
43	18625-30T11	Collar	轴环	1 ☆
44	18626-30T11	Pipe oil fill	加油管	1
45	18629-30T11	Plate, flexibility	弹性板	1
46	05782-0845A	Bolt	螺栓M8×45	4
47	05782-0840A	Bolt	螺栓M8×40	2
48	18628-30T11	Gasket	衬垫	6
	18600-30T11-KIT	Service kits	传动装置修理包	1 All☆Parts

备注2  
Remark2

传动装置（液力式）  
图03

TRANSMISSION  
Fig. 03

18604-30T11, M18604-30T11, Y18604-30T11



序号	零件编号	零部件名称	数量	备注
Item No	Part No	Description	QTY	Remark
A	18627-30T11	Operation valve ass'y	操纵阀总成	All☆Parts
1	18630-30T11	Cover, case	壳体盖	☆
2	18647-30T11	Valve solenoid	电磁阀	☆
3	18679-30T11	Pin	销	☆
4	05782-0840A	Bolt	螺栓M8x40	
5	00971-0801A	Shim	垫圈8	
6	186E0-30T11	Inching valve ass'y	微动阀总成	
7	18651-30T11	Shim	衬垫	
8	05782-0825A	Bolt	螺栓M8x25	
9	18652-30T11	Cover, tor-con	变矩器盖	
10	05782-1055A	Bolt	螺栓M10x55	
11	05782-0812A	Bolt	螺栓M8x12	
12	18638-30T11	Nipple	管接头	☆
13	18639-30T11	Filter, oil	滤油器	
14	18633-30T11	Screw	螺钉	
15	18640-30T11	Piston	活塞	☆
16	18641-30T11	Spring	弹簧	☆
17	18642-30T11	cup	安全阀盖	☆
18	18643-30T11	Packing, copper	衬垫	☆
19	18644-30T11	Plug	螺塞1/4"	☆
20	18645-30T11	Plug	螺塞1/4"	☆
21	186D0-30T11	Control ass'y	控制阀总成	☆
22	18648-30T11	Gasket	垫片	☆
23	05782-0835A	Bolt	螺栓M8x35	☆
24	05782-0650A	Bolt	螺栓M6x50	☆
25	05782-0855A	Bolt	螺栓M8x55	☆

备注2

Remark2

18627-30T11

18627-30T11

18627-30T11

18627-30T11

18627-30T11

18627-30T11

18627-30T11

18627-30T11

18627-30T11

18627-30T11

18627-30T11

18627-30T11

18627-30T11

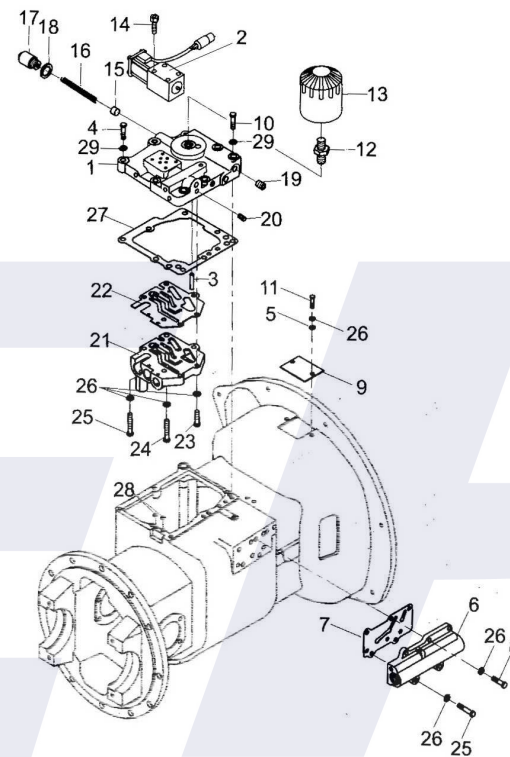
18627-30T11

盖和微动阀、电液控制

INCHING &amp; ELECTRIC-HYDRAULIC VALVE

图04

Fig.04

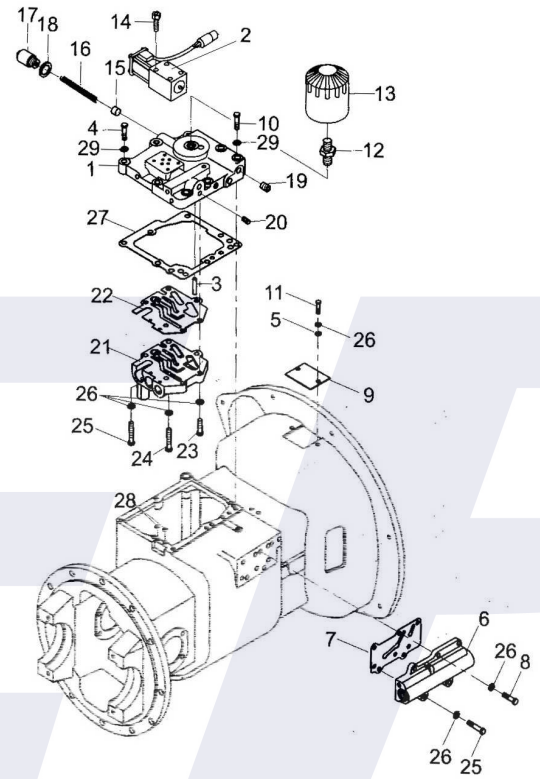


序号	零件编号	零部件名称	数量	备注
Item No	Part No	Description	QTY	Remark
26	00093-0801A	Washer	垫圈8	12 ☆
27	18649-30T11	Gasket	垫片	1
28	01235-09190	O-ring	O形圈9x1.9	2
29	00093-1001A	Washer	垫圈10	8

备注2  
Remark2  
18627-30T11

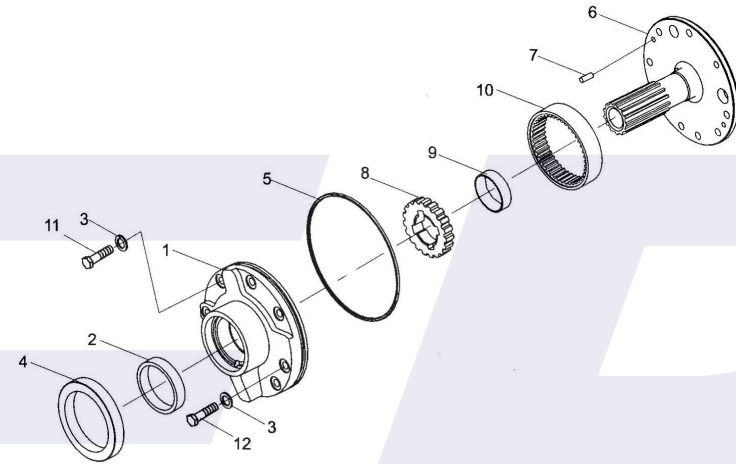
盖和微动阀、电液控制 INCHING & ELECTRIC-HYDRAULIC VALVE

图04 Fig 04



序号	零件编号	零部件名称	数量	备注
Item No	Part No	Description	QTY	Remark
A	18605-30T11	Charging pump ass'y	供油泵总成	1
1	18653-30T11	Case Pump	泵体	1
2	18654-30T11	Bushing	衬套	1
3	18655-30T11	Washer	衬垫	8
4	18656-30T11	Seal oil	油封	1
5	18657-30T11	ring	密封圈	1
6	18658-30T11	Support starter	锭子	1
7	00119-0616A	Pin	圆柱销6x16	2
8	18659-30T11	Gear, drive	主动齿轮	1
9	18660-30T11	Bushing	衬套	1
10	18661-30T11	Gear, driven	被动齿轮	1
11	05782-0825A	Bolt	螺栓M8x25	3
12	05782-0835A	Bolt	螺栓M8x35	5

备注2	供油泵 (18605-30T11)	CHARGING PUMP(18605-30T11)
Remark2	图05	Fig 05
18605-30T11		
18605-30T12		
18605-30T13		
18605-30T14		
18605-30T11		
18605-30T12		
18605-30T13		
18605-30T13		
18605-30T13		

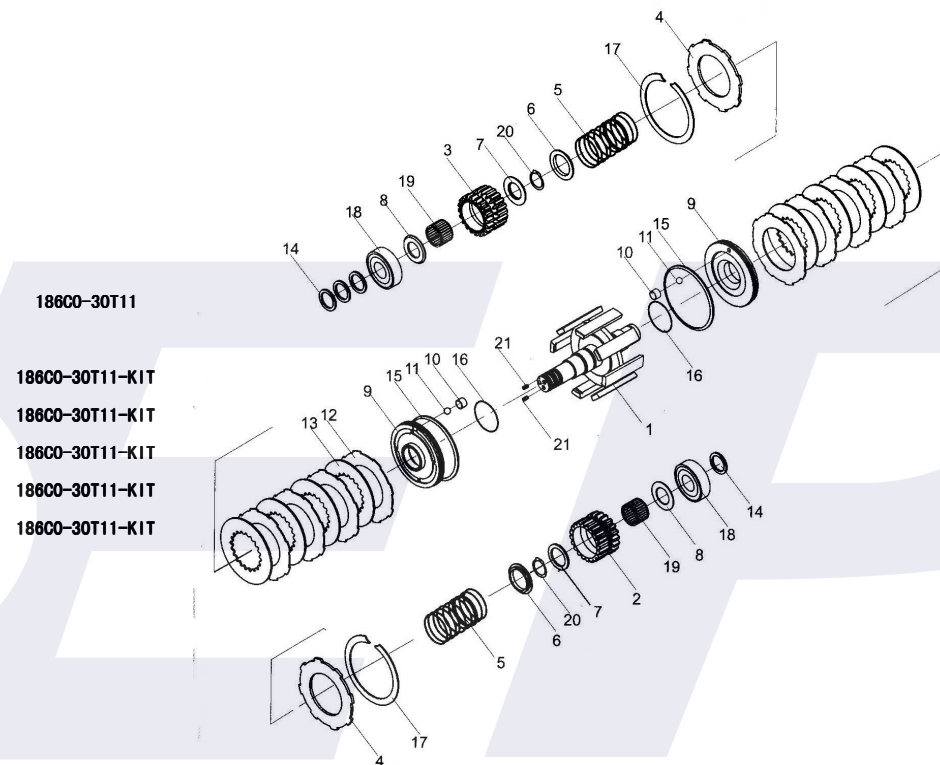


序号	零件编号	零部件名称	数量	备注
Item No	Part No	Description	QTY	Remark
A	186C0-30T11	Clutch, hydraulic	液力离合器	1
1	18662-30T11	Shift, input	输入轴总成	1
2	18663-30T11	Gear, forward	前进挡齿轮	1
3	18664-30T11	Gear, reverse	倒车挡齿轮	1
4	18665-30T11	Plate, end	端板	2
5	18666-30T11	Spring, return	回程弹簧	2
6	18667-30T11	Seat, spring	弹簧座	2
7	18668-30T11	Ring, thrust	止推环A	2
8	18669-30T11	Ring, thrust	止推环B	2
9	18670-30T11	Piston	活塞	2
10	18671-30T11	Plug	塞	1
11	18672-30T11	Ball, steel	钢球1/8"	2
12	18673-30T11	Plate, separator	隔片	8 ☆
13	18674-30T11	Plate, friction	摩擦片	8 ☆
14	18675-30T11	Ring, seal	密封环A	4 ☆
15	18676-30T11	Ring, seal	密封环B	2 ☆
16	01235-33735	O-ring	O形圈33.7x3.5	2 ☆
17	18677-30T11	Snap, ring	卡环	2
18	00276-20600	Bearing	轴承206	2
19	18678-30T11	Bearing, needle	滚珠轴承	2
20	08941-4000A	Snap, ring	挡圈40	2
21	00078-0808A	Plug	螺钉M8x8	2
	186C0-30T11-KIT	Kit for hydraulic clutch	液力离合器修理包	1 All ☆Parts

备注2  
Remark2

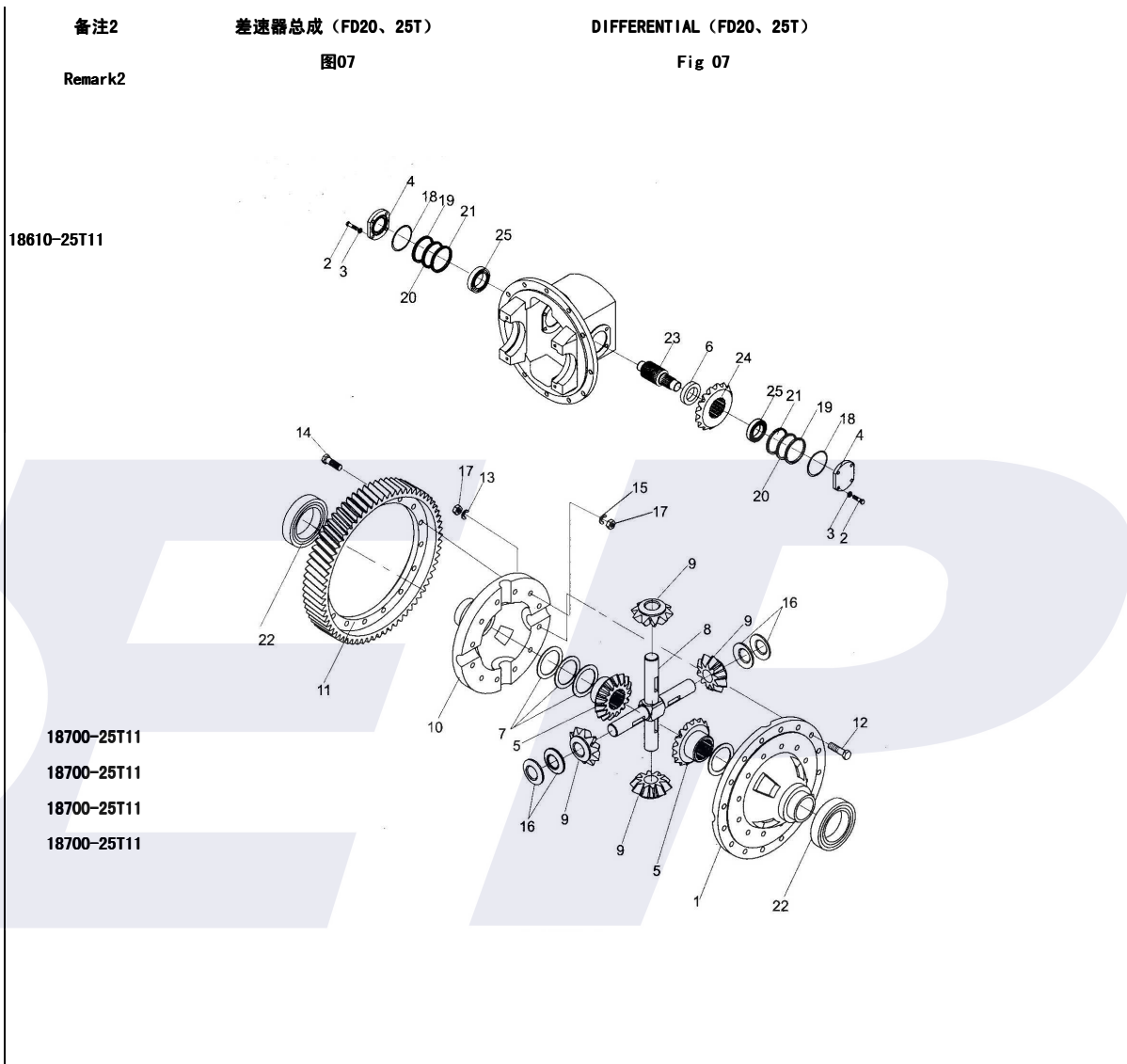
液力离合器  
图06

HYDRAULIC CLUTCH  
Fig 06

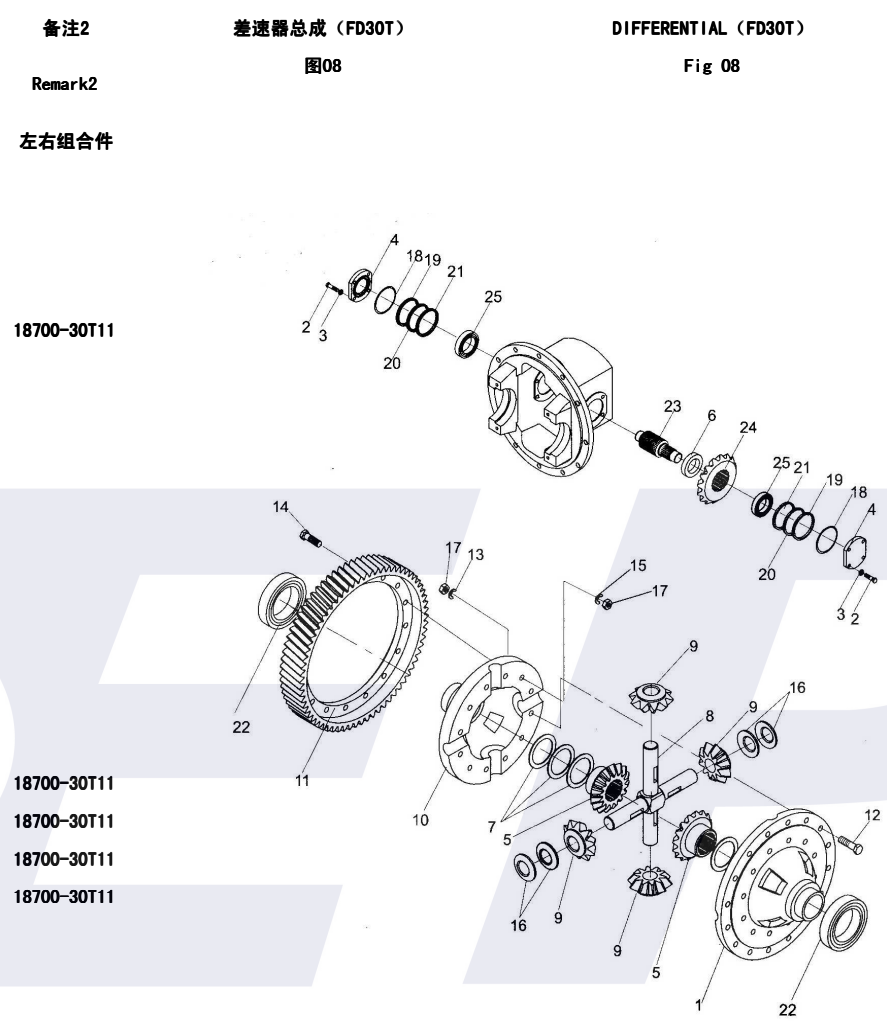




序号	零件编号	零部件名称	数量	备注
Item No	Part No	Description	QTY	Remark
1	18702-25T11	Case, cross L. H	左差速器壳体	1
2	05782-1025A	Bolt	螺栓M10x25	8
3	00093-1001A	Washer	垫圈10	8
4	18703-25T11	Cover, bearing	轴承盖	2
5	18704-25T11	Gear, side	半轴齿轮	2
6	18705-25T11	Spacer	衬套	1 ☆
7	18706-25T11	Washer	垫圈	3
8	18707-25T11	Shaft	十字轴(齿轮轴1/轴2)	1
9	18708-25T11	Gear, pinion	行星齿轮	4
10	18709-25T11	Case, cross R. H	右差速器壳体	1
11	18710-25T11	Gear, ring	齿圈	1
12	18711-30T11	Bolt	螺栓	6
13	18712-30T11	Washer, lock	锁片	6
14	18713-30T11	Bolt	螺栓	6
15	18714-30T11	Plate, lock	锁片	6
16	18715-30T11	Washer thrust	止推垫圈	4
17	06171-1000A	Nut	螺母M10x1.25	12
18	01235-75310	O-ring	O形圈75x3.1	2 ☆
19	18716-30T11	Shim	垫片	2 ☆
20	18717-30T11	Shim	垫片	4 ☆
21	18718-30T11	Shim	垫片	2 ☆
22	00272-21300	Bearing	轴承213	2
23	18719-25T11	Shaft, final pinion gear	齿轴	1
24	18720-25T11	Gear, spiral vevel	螺旋伞齿轮	1
25	00297-75070	Bearing	圆锥轴承	2
	18700-25T11	seal kit	差速器修理包	1 All☆Parts

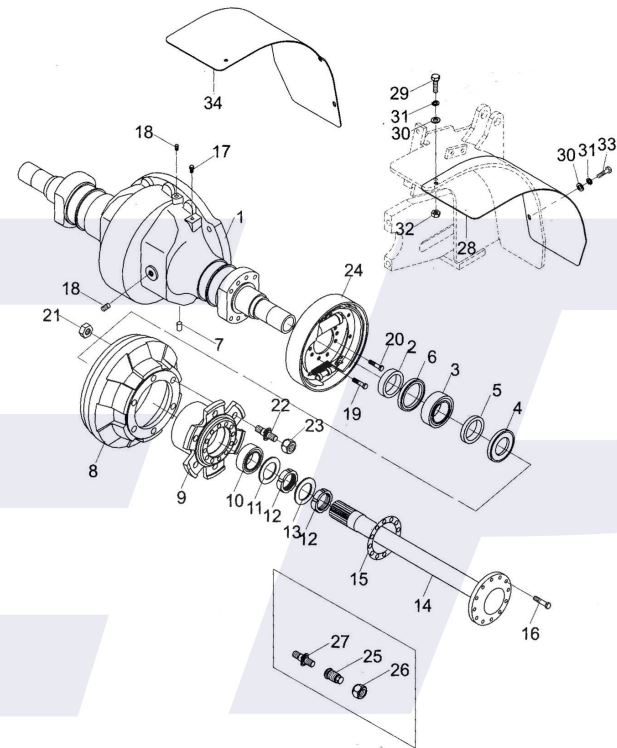


序号	零件编号	零部件名称	数量	备注
Item No	Part No	Description	QTY	Remark
1	18702-30T11	Case, cross L	1	差速器壳体
2	05782-1025A	Bolt	8	螺栓M10x25
3	00093-1001A	Washer	8	垫圈10
4	18703-30T11	Cover, bearing	2	轴承盖
5	18704-30T11	Gear, side	2	半轴齿轮
6	18705-30T11	Spacer	1	衬套 ☆
7	18706-30T11	Washer	3	垫圈
8	18707-30T11	Shaft	1	十字轴(齿轮轴1/轴2)
9	18708-30T11	Gear, pinion	4	行星齿轮
10	18709-30T11	Case, cross R. H	1	右差速器壳体
11	18710-30T11	Gear, ring	1	齿圈
12	18711-30T11	Bolt	6	螺栓
13	18712-30T11	Washer, lock	6	锁片
14	18713-30T11	Bolt	6	螺栓
15	18714-30T11	Plate, lock	6	锁片
16	18715-30T11	Washer thrust	4	止推垫圈
17	06171-1000A	Nut	12	螺母M10x1.25
18	01235-75310	O-ring	2	O形圈75x3.1 ☆
19	18716-30T11	Shim	2	垫片 ☆
20	18717-30T11	Shim	4	垫片 ☆
21	18718-30T11	Shim	2	垫片 ☆
22	00272-21300	Bearing	2	轴承213
23	18719-30T11	Shaft, final pinion gear	1	齿轴
24	18720-30T11	Gear, spiral vevel	1	螺旋伞齿轮
	18700-30T11	seal kit	1	差速器修理包 All☆Parts



序号	零件编号	零部件名称	数量	备注
Item No	Part No	Description	QTY	Remark
A	40200-30T11	DRIVE AXLE	驱动桥	1 FD30T
	40200-25T11	DRIVE AXLE	驱动桥	1 FD20 25T
	Y40200-25T11	DRIVE AXLE	驱动桥	1 FD20 25T
	402B0-30T11	D-tire DRIVE AXLE	驱动桥	1 FD30T
	402B0-25T11	D-tire DRIVE AXLE	驱动桥	1 FD20 25T
1	40201-30T11	Housing, axle	桥壳	1 FD30T
	40201-25T11	Housing, axle	桥壳	1 FD20 25T
	Y40201-25T11	Housing, axle	桥壳	1 FD20 25T
2	40202-30T11	Retainer, oil seal	油封挡圈	2 ☆
3	40203-30T11	Seal, oil	U形密封圈 100X125X12D	2 ☆
4	40204-30T11	Retainer	挡油圈	2 ☆
5	40205-30T11	Washer	垫	2
6	00297-30214	Bearing	轴承30214	2
7	00119-1030B	Pin	销B10x30	1
8	40206-30T11	Drum, brake	制动鼓	2 FD30T
	40206-25T11	Drum, brake	制动鼓	2 FD20 25T
9	40207-30T11	Hub, front	轮毂	2 FD30T
	40207-25T11	Hub, front	轮毂	2 FD20 25T
10	40208-30T11	Seal, oil ass' y	轴承油封总成	2 ☆
11	40209-30T11	Packing	垫	2
12	00810-6000A	Nut	螺母M60x2	4
13	00858-6000A	Washer	垫圈60	2
14	40210-30T11	Shaft, drive	半轴	2 FD30T
	40210-25T11	Shaft, drive	半轴	2 FD20 25T
15	40211-30T11	Packing	半轴垫	2 ☆

备注2	驱动桥	DRIVE AXLE
Remark2	图09	Fig 09
TD27		
TD27		
4TNE92, F2. 2		
TD27		
TD27		
4TNE92, F2. 2		

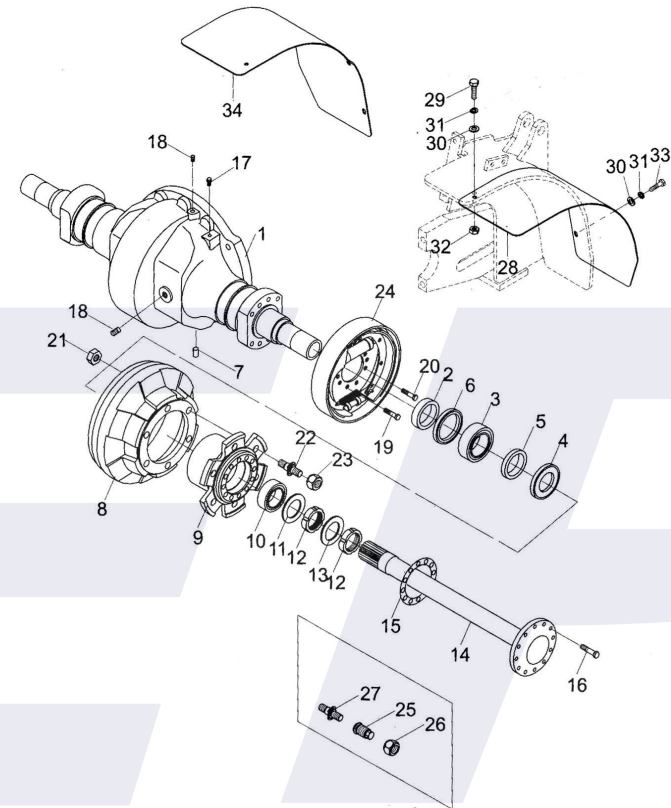


序号	零件编号	零部件名称	数量	备注	
Item No	Part No	Description	QTY	Remark	
16	40212-30T11	Bolt	螺栓	24	
17	40213-30T11	Breather, air	透气塞	1	
18	40214-30T11	Flug	堵塞	3	
19	40215-30T11	Bolt	螺栓	12	
20	40216-30T11	Bolt	螺栓	4	
21	40217-30T11	Nut	螺母M20x1.5	12	
22	40218-30T11	Bolt	螺栓柱	12	FD30T
	40218-25T11	Bolt	螺栓柱	12	FD20/25T
23	40219-30T11	Nut	球螺母	12	FD30T
	40219-25T11	Nut	球螺母	12	FD20/25T
24	40220-30T11	Wheel brake left	制动器总成 (左)	1	FD30T
	40224-30T11	Wheel brake right	制动器总成 (右)	1	FD30T
	40220-25T11	Wheel brake left	制动器总成 (左)	1	FD20/25T
	40224-25T11	Wheel brake right	制动器总成 (右)	1	FD20/25T
25*	40221-30T11	Nut, hub	柱螺母	12	FD30T
	40221-25T11	Nut, hub	柱螺母	12	FD20/25T
26*	40222-30T11	Nut, hub	双胎球螺母	12	FD30T
	40222-25T11	Nut, hub	双胎球螺母	12	FD20/25T
27*	40223-30T11	Bolt, hub	双胎螺栓柱	12	FD30T
	40223-25T11	Bolt, hub	双胎螺栓柱	12	FD20/25T
28*	50133-30T11	Fender, right	挡板 (右)	1	FD30T
	50133-25T11	Fender, left	挡板 (右)	1	FD20/25T
29*	40225-30T11	Bolt	螺栓M10x35	4	
30*	00096-1000A	Washer	垫圈10	8	

备注2  
Remark2

驱动桥  
图09

DRIVE AXLE  
Fig 09

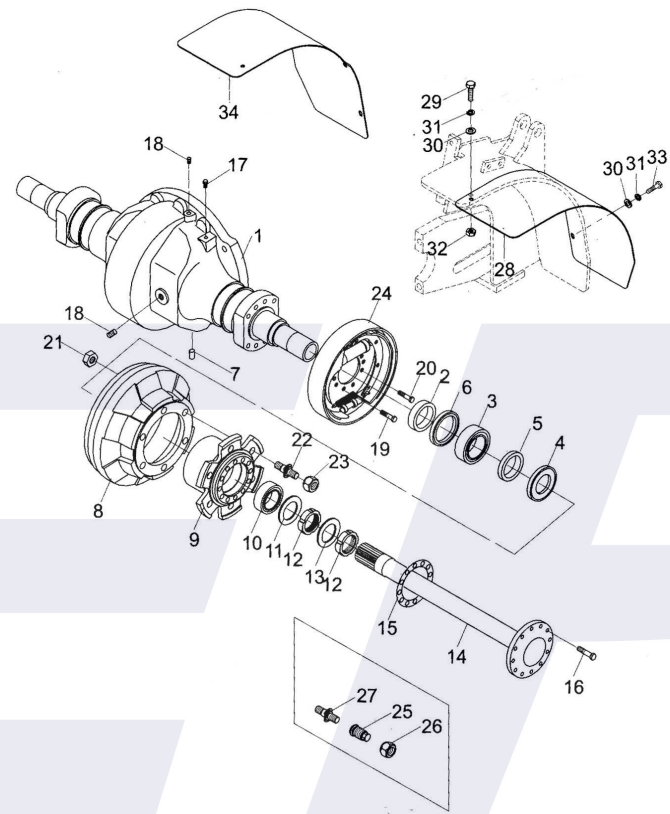


序号	零件编号	零部件名称	数量	备注	
Item No	Part No	Description	QTY	Remark	
31*	00093-1000A	Washer	垫圈10	8	
32*	06170-1020A	Nut	螺母M10	4	
33*	05785-1020A	Bolt	螺栓M10x1.25x20	4	
34*	50132-30T01	Fender, right	挡板(左)	1	FD30T
	50132-25T01	Fender, left	挡板(左)	1	FD20/25T
	40400-30T11-KIT	Kit for drive axle	驱动桥修理包	1	All☆Parts
	Remark *	Parts only for double tyre			

备注2  
Remark2

驱动桥  
图09

DRIVE AXLE  
Fig 09

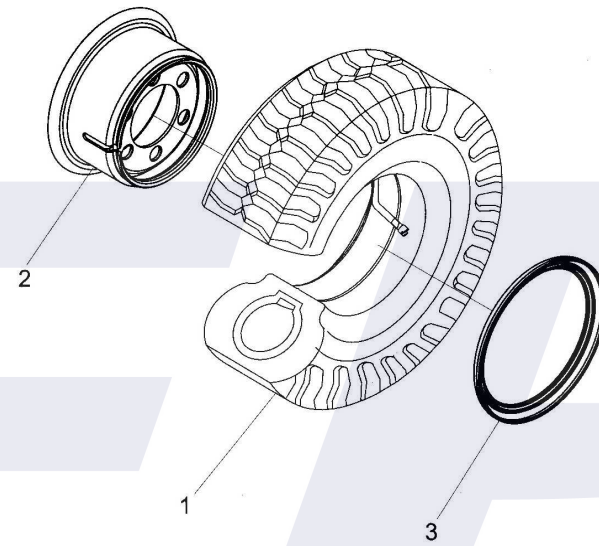


序号	零件编号	零部件名称	数量	备注
Item No	Part No	Description	QTY	Remark
A	43300-30T11-KIT	Tyre ass'y	轮胎总成	2 28x9-15
B	43301-30T11-KIT	Solid tyre ass'y	实心胎总成	2 28x9-15
1	43300-30T11	Tyre	轮胎	2 28x9-15
	43301-30T11	Solid tyre	实心胎	2 28x9-15
2	21101-30T11	Wheel rim	轮辋总成	2
3	21102-30T11	Snap ring	挡圈	2

备注2  
Remark2

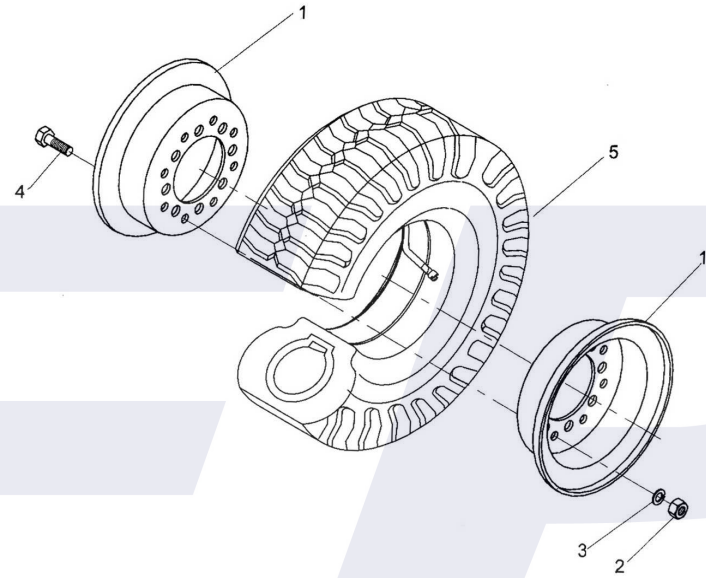
驱动轮 (FD30T单胎)  
图10

DRIVE WHEEL (FD30T SINGLE TYRE)  
Fig 10



序号	零件编号	零部件名称	数量	备注
Item No	Part No	Description	QTY	Remark
A	43300-25T11-KIT	Tyre ass'y	充气胎总成	7.00-12
B	43301-25T11-KIT	Solid tyre ass'y	实心胎总成	7.00-12
1	21001-25T11	Rim, outside	轮辋总成	2 5.00S-12DT
2	06171-1630A	Nut	螺母M16	12
3	00093-1600A	Washer, lock	垫圈16	12
4	21003-25T11	Bolt	轮辋螺栓	12
5	43300-25T11	Tyre	充气胎	2 7.00-12
	43301-25T11	Solid tyre	实心胎	2 7.00-12

备注2 驱动轮 (FD20 25T单胎) DRIVE WHEEL (FD20 25T SINGLE TYRE)  
图11 Fig 11

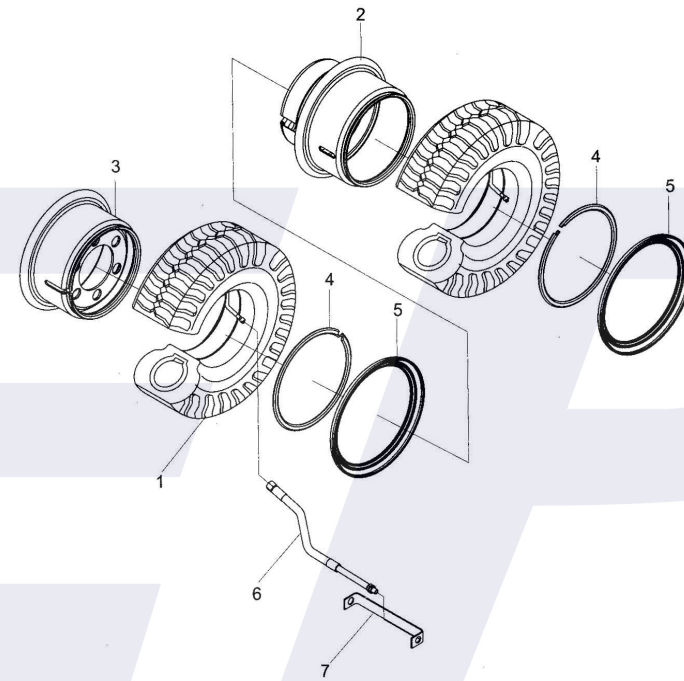


序号	零件编号	零部件名称	数量	备注
Item No	Part No	Description	QTY	Remark
A	43300-25T11-KIT-IN	Tyre ass'y-inside	内充气胎总成	2 7.00-12
B	43301-25T11-KIT-IN	Solid tyre ass'y-inside	内实心胎总成	2 7.00-12
C	43300-25T11-KIT-OUT	Tyre ass'y-outside	外充气胎总成	2 7.00-13
D	43301-25T11-KIT-OUT	Solid tyre ass'y-outside	外实心胎总成	2 7.00-14
1	43300-25T11	Tyre	轮胎	4 7.00-12
	43301-25T11	Solid tyre	实心胎	4 7.00-12
2	210A1-25T11	Wheel rim-inside	外轮辋	2
3	210A2-25T11	Wheel rim-outside	内轮辋	2
4	210A3-25T11	Lock ring	锁圈	4
5	210A4-25T11	Snap ring	挡圈	4
6	210A5-25T11	Pipe	充气接管	2

备注2  
Remark2

驱动轮 (FD20/25T双胎)  
图12

DRIVE WHEEL (FD20/25T DOUBLE TYRE)  
Fig 12



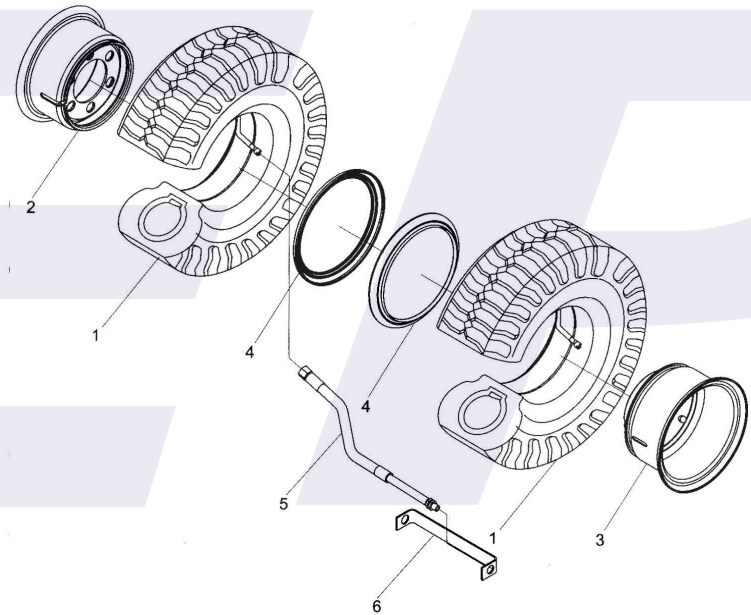


序号	零件编号	零部件名称	数量	备注
Item No	Part No	Description	QTY	Remark
A	43300-30T11-KIT-IN	Tyre ass'y-inside	内充气胎总成	2 28x9-15
B	43301-30T11-KIT-IN	Solid tyre ass'y-inside	内实心胎总成	2 28x9-15
C	43300-30T11-KIT-IN	Tyre ass'y-outside	外充气胎总成	2 28x9-15
D	43301-30T11-KIT-IN	Solid tyre ass'y-outside	外实心胎总成	2 28x9-15
1	43300-30T11	Tyre	轮胎	4 28x9-15
	43301-30T11	Solid tyre	实心胎	4 28x9-15
2	21101-30T11	Wheel rim-inside	内轮辋总成	2 7.00T-15
3	211A0-30T11	Wheel rim-outside	外轮辋总成	2 7.00T-15
4	21102-30T11	Snap ring	挡圈	4 7.00T-15
5	210A5-30T11	Pipe	充气接管	2 YZK-290

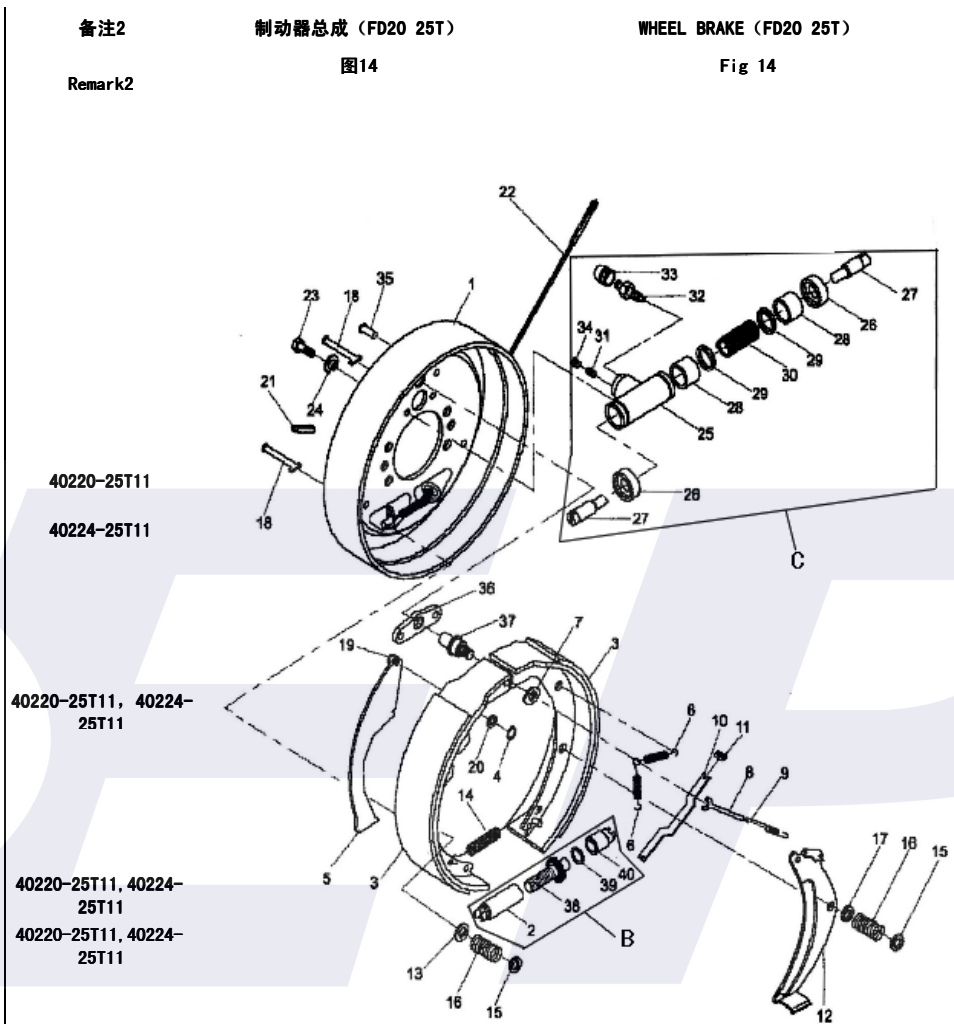
备注2  
Remark2

驱动轮 (FD30T双胎)  
图13

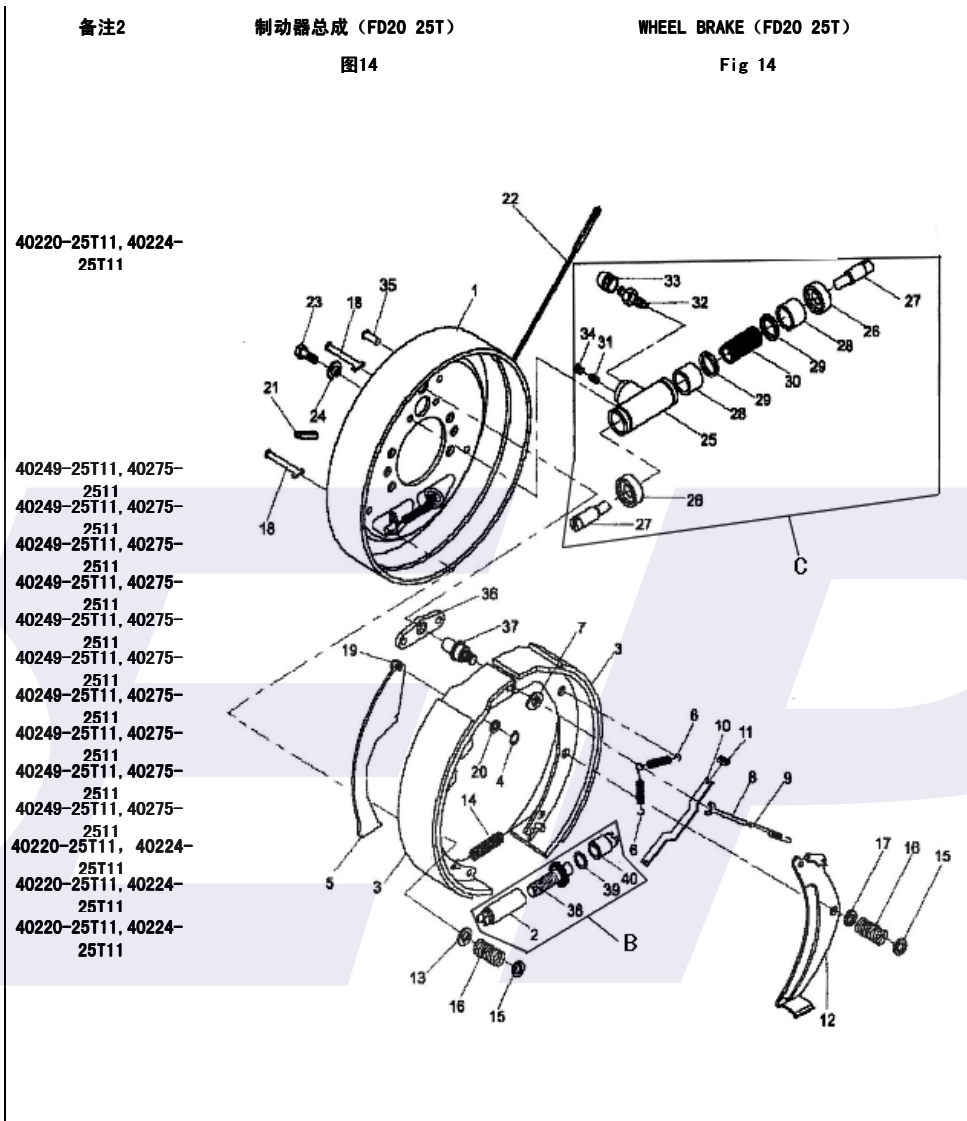
DRIVE WHEEL (FD30T DOUBLE TYRE)  
Fig 13



序号	零件编号	零部件名称	数量	备注
Item No	Part No	Description	QTY	Remark
A	40220-25T11	Wheel brake left	1	FD20/25T
	40224-25T11	Wheel brake right	1	FD20/25T
B	4022L-25T11	Adjust sleeve ass'y, left	1	40228A-25T11
	4022R-25T11	Adjust sleeve ass'y, Right	1	40228A-25T11
C	40249-25T11	Wheel cylinder ass'y(inc. 25~34)	1	左制动分泵总成
	40275-2511	Wheel cylinder ass'y(inc. 25~34)	1	右制动分泵总成
1	40227-25T11	Back plate, left	1	制动器底板(左)
	40266-25T11	Back plate, right	1	制动器底板(右)
2	40228-25T11	Adjuster sleeve, left	1	间隙调整套(左)
	40267-25T11	Adjuster sleeve, right	1	间隙调整套(右)
3	40229-25T11	Brake shoe	4	摩擦片总成
4	40230-25T11	Spring shim	2	弹性垫片
5	40231-25T11	Lever, left	1	手制动拉杆(左)
	40268-25T11	Lever, right	1	手制动拉杆(右)
6	40232-25T11	Spring, shoe return	4	回位弹簧
7	40233-25T11	Plate, shoe guide	2	垫片
8	40234-25T11	Stopper, pole lever	2	顶杆
9	40235-25T11	Spring, actuator	2	回位弹簧
10	40236-25T11	Strut	2	手制动推杆
11	40237-25T11	Spring	2	压缩弹簧
12	40238-25T11	Lever, left	2	调整杠杆(左)
	40269-25T11	Lever, right	2	调整杠杆(右)
13	40239-25T11	Washer, cup	2	压簧座
14	40240-25T11	Spring	2	弹簧
15	40241-25T11	Washer, cup	8	压簧盖
16	40242-25T11	Spring	8	弹簧



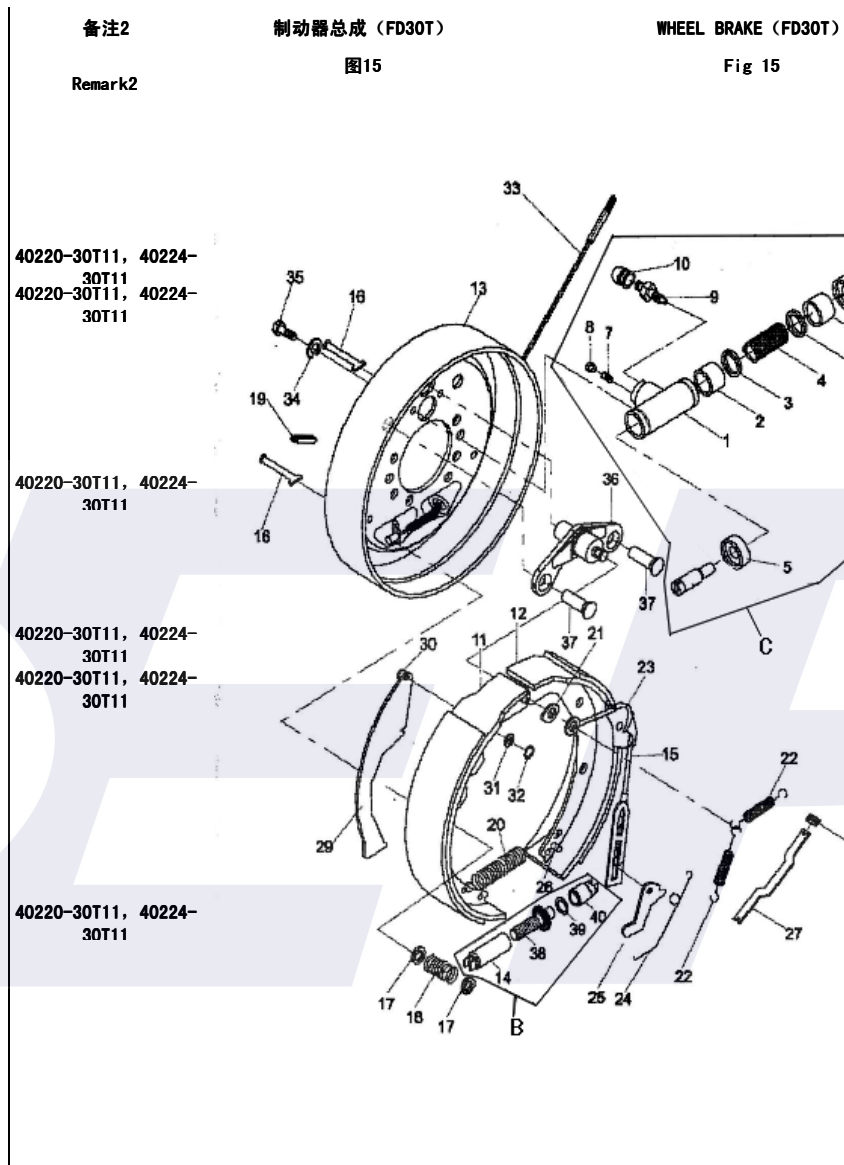
序号	零件编号	零部件名称	数量	备注
Item No	Part No	Description	QTY	Remark
17	40243-25T11	Washer, cup	压簧座	2
18	40244-25T11	Pin, shoe hold	压簧拉杆	8
19	40245-25T11	Pin, lever	支撑销	2
20	40246-25T11	Shim	垫片	2
21	40247-25T11	Plug, rubber	胶堵	2
22	40248-25T11	Cable, left	制动钢索总成(左)	1
	40271-25T11	Cable, right	制动钢索总成(右)	1
23	05782-0816A	Bolt	螺栓M8x16	4
24	00093-0801A	Washer	垫圈8	4
25	40250-25T11	Body	制动分泵缸	2
26	40251-25T11	Cover, dust	制动分泵护罩	4
27	40252-25T11	Rod, piston	制动分泵活塞顶杆	4
28	40253-25T11	piston	活塞	4
29	40254-25T11	Cup, piston	分泵皮碗	4
30	40255-25T11	Spring	制动分泵弹簧	2
31	40256-25T11	Seat, tube	制动分泵油塞	2
32	40257-25T11	Screw, bleader	制动分泵放气螺钉	2
33	40258-25T11	Cap, screw	分泵放气螺钉护罩	2
34	40259-25T11	Cap, dust	防尘盖	2
35	40260-25T11	Rivet	铆钉	4
36	40261-25T11	Plate	垫板	2
37	40262-25T11	Pin	支撑销	2
38	40263-25T11	Adjuster bolt, left	间隙调整螺栓(左)	1
	40270-25T11	Adjuster bolt, right	间隙调整螺栓(右)	1
39	40264-25T11	Washer	垫圈10	2
40	40265-25T11	Adjuster staff	间隙调整杆	2



序号	零件编号	零部件名称	数量	备注
Item No	Part No	Description	QTY	Remark
A	40220-30T11	Wheel brake left	1	FD30T
	40224-30T11	Wheel brake right	1	FD30T
B	4022L-30T11	Adjust sleeve ass'y, left	1	
	4022R-30T11	Adjust sleeve ass'y, Right	1	
C	40249-30T11	Wheel cylinder ass'y	2	
1	40250-30T11	Cylinder	2	制动分泵缸
2	40253-30T11	piston	4	分泵活塞
3	40254-30T11	Cup, piston	4	分泵皮碗
4	40255-30T11	Spring	2	分泵弹簧
5	40251-30T11	Cover, dust	4	分泵护罩
6	40252-30T11	Rod, piston	4	分泵活塞顶杆
7	40256-30T11	Plug	2	制动分泵油塞
8	40258-30T11	Shroud	2	螺纹防护罩
9	40257-30T11	Screw, breather	2	分泵放气螺钉
10	40259-30T11	Cap, screw	2	分泵放气螺钉帽
11	40229-30T11	Pin, shoe & lining ass' y, front	2	制动蹄带摩擦片总成 (前)
12	40261-30T11	Pin, shoe & lining ass' y, rear	2	制动蹄带摩擦片总成 (后)
13	40227-30T11	Back plate, left	1	底板总成 (左)
	40266-30T11	Back plate, right	1	底板总成 (右)
14	40228-30T11	Adjuster sleeve, left	1	间隙调整套 (左)
	40272-30T11	Adjuster sleeve, right	1	间隙调整套 (右)
15	40231-30T11	Spring & Fitting ass' y	2	弹簧拉线装置
16	40244-30T11	Pin, shoe hold down	4	压簧拉杆
17	40243-30T11	Cup, shoe hold down	8	压簧座
18	40240-30T11	Spring, shoe hold down	4	压簧
19	40247-30T11	Cover, adjusting hole	2	胶堵

备注2	制动器总成 (FD30T)	WHEEL BRAKE (FD30T)
Remark2	图15	Fig 15
40228A-30T11		
40249-30T11		
40249-30T11		
40249-30T11		
40249-30T11		
40249-30T11		
40249-30T11		
40249-30T11		
40249-30T11		
40249-30T11		
40249-30T11		
40249-30T11		
40249-30T11		
40249-30T11		
40249-30T11		
40249-30T11		
40249-30T11		
40249-30T11		
40220-30T11		
40224-30T11	40220-30T11, 40224-30T11	

序号	零件编号	零部件名称	数量	备注
Item No	Part No	Description	QTY	Remark
20	40242-30T11	Spring shoe	2	回位弹簧
21	40232-30T11	Guide Plate	2	导向板
22	40235-30T11	Retrun spring, brake shoe	4	制动蹄回位弹簧
23	40236-30T11	Guide , cable	2	导向块
24	40237-30T11	Spring	4	弹簧
25	40238-30T11	Lever	2	棘爪
26	40239-30T11	Pin	2	销钉
27	40246-30T11	Strut, left	1	手制动推杆 (左)
	40268-30T11	Strut, right	1	手制动推杆 (右)
28	40241-30T11	Spring	2	弹簧
29	40274-30T11	Rod, left	1	手制动拉杆 (左)
	40273-30T11	Rod, right	1	手制动拉杆 (右)
30	40245-30T11	Pin	2	销钉
31	40230-30T11	Washer, spring	2	弹性垫片
32	40267-30T11	Snap, ring, pin axle	2	杆销挡圈
33	40248-30T11	Cable, left	1	制动钢索总成 (左)
	40271-30T11	Cable, right	1	制动钢索总成 (右)
34	00093-0801A	Washer	4	垫圈8
35	05782-0820A	Bolt	4	螺栓M8x20
36	40262-30T11	Pin	2	支承销
37	40280-30T11	Rivet	4	沉头铆钉
38	40263-30T11	Adjuster bolt, left	1	间隙调整螺丝 (左)
	40270-30T11	Adjuster bolt, right	1	间隙调整螺丝 (右)
39	40264-30T11	Washer	2	垫圈10
40	40265-30T11	Adjuster staff	2	间隙调整杆

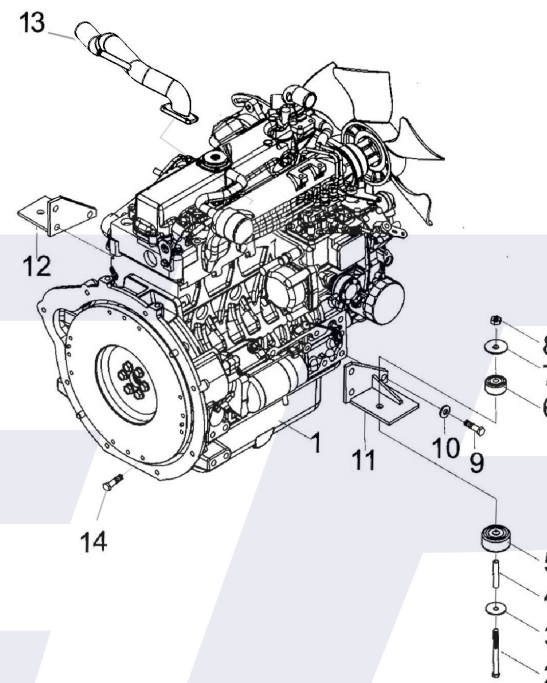


序号	图号	零部件名称	数量	备注
Item No	Part No	Description	QTY	Remark
1	10100-30T11	Nissan Diesel TD27	尼桑TD27发动机	1
	10100-30T11	QD32 Engine	QD32发动机	1
	M10100-30T11	Nissan Diesel Mazda	Mazda汽油机	1
	Y10100-25T11	Nissan Diesel 4TNE92	4TNE92	1
2	00311-10110	Bolt	螺栓M10×110	2
3	11406-30T11	Shim	发动机脚调整垫	2
4	11405-30T11	bushing	套管	2
5	11401-30T11	Rubber mounts	发动机下减振垫	2
6	11402-30T11	Rubber mounts	发动机上减振垫	2
7	11404-30T11	Washer	大垫圈	2
8	06178-0010A	Nut M10	螺母M10	2
9	05785-1040A	Bolt	螺栓M10×1.5×40	8 TD27
	05785-1055A	Bolt	螺栓M10×1.5×55	8 F2.2
	05785-1030A	Bolt	螺栓M10×1.5×30	8 4TNE92
10	00093-1001A	Washer 10	垫圈10	8
11	11200-30T01	Engine support, right	发动机脚(右)	1
	M11201-25T01	Engine support, right	发动机脚(右)	1
	Y11200-25T01	Engine support, right	发动机脚	2
12	11300-30T01	Engine support, left	发动机脚(左)	1
	M11202-25T01	Engine support, left	发动机脚(左)	1
13	16500-30T11	Pipe ass'y for Air cleaner	空滤器导管总成	1
	Y16500-30T11	Pipe ass'y for Air cleaner	空滤器导管总成	1
14	05785-1020A	Bolt	螺栓M10×1.25×20	8 TD27
	05782-0820A	Bolt	螺栓M8×20	8 F2.2, 4TNE92

备注2  
Remark2

发动机  
图16

ENGINE  
Fig 16

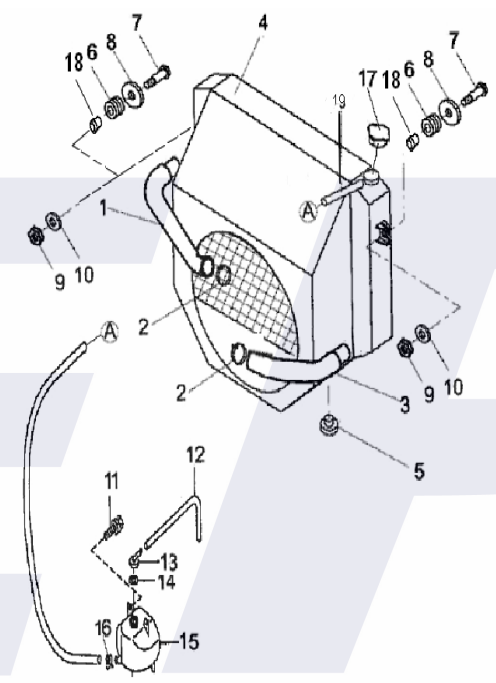


序号	图号	零部件名称	数量	备注
Item No	Part No	Description	QTY	Remark
A	10012-30T11	Reservoir ass'y	副水箱总成	1 ALL☆ PARTS
	M10012-30T11	Reservoir ass'y	副水箱总成	1 ALL☆ PARTS
1	10007-30T11	House, upper	进水管	1
	M10007-25T11	House, upper	散热器进水管	1 F2.2
	Y10007-25T12	House, upper	散热器进水管	1 NE92
2	03651-30T11	Clip	双钢丝卡箍Φ35-51	4
3	10006-30T11	House, lower	出水管	1
	M10006-25T12	House, lower	散热器出水管	1 F2.2
	Y10006-25T11	House, lower	散热器出水管	1 NE92
4	21400-30T11	Radiator	散热器总成	1
	214A0-30T11	Radiator	散热器总成	1 QD32
	M21400-25T12	Radiator	散热器总成	1 F2.2
	Y21400-25T12	Radiator	散热器总成	1 NE92
5	10001-30T11	Rubber, lower	水箱下减振垫	2
6	11000-30T11	Rubber, upper	水箱上减振垫总成	2
7	05782-1050A	Bolt	螺栓M10×50	2
8	00096-1000A	Washer	垫圈10	2
9	06170-1000A	Nut	螺母M10	2
10	00093-1000A	Washer	垫圈10	2
11	05782-0820A	Bolt	螺栓M8×20	2
12	10009-30T11	Outlet pipe	出水管	1
13	10008-30T11	Outlet	出水口	☆
14	10007-30T11	Rubber wash	橡胶垫	1 ☆
15	10010-30T11	Reservoir	副水箱	1 ☆
16	00010-30T11	Clip	双钢丝卡箍Φ10	3
17	10011-30T11	Cap of radtator	水箱盖	1
18	11002-30T11	washer	隔套	2
19	11003-30T11	Outlet pipe	出水管	1

备注2  
Remark2

冷却系统  
图17

COOLING SYSTEM  
Fig 17



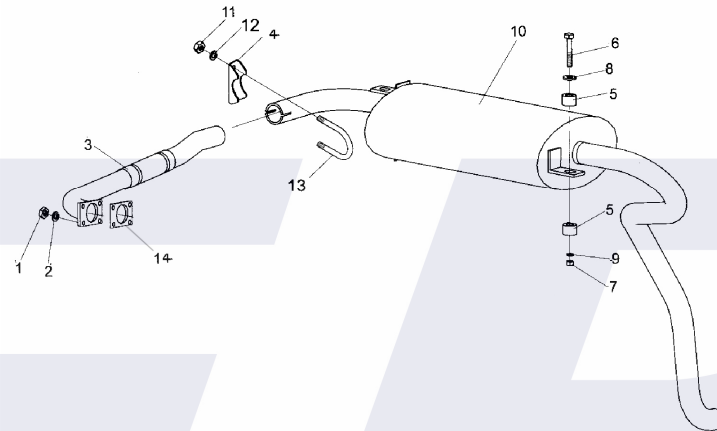
☆ 10012-30T11  
☆ 10012-30T11  
☆ 10012-30T11

序号	图号	零部件名称	数量	备注
Item No	Part No	Description	QTY	Remark
1	06170-1000A	Nut	螺母M10	2
2	00093-1000A	Washer	垫圈10	2
3	20600-35T11	Pipe ass'y	排气管总成	1 FD35T
	20600-35T11	Pipe ass'y	排气管总成	1 FD35T
	20600-30T11	Pipe ass'y	排气管总成	1 FD30T
	20600-30T12	Pipe ass'y	排气管总成	2 FD30T
	M20600-35T11	Pipe ass'y	排气管总成	1 FG35T
	M20600-30T11	Pipe ass'y	排气管总成	1 FG30T
	20600-25T11	Pipe ass'y	排气管总成	1 FD20 25T
	20600-25T11	Pipe ass'y	排气管总成	1 FD20 25T
	M20600-25T11	Pipe ass'y	排气管总成	1 FG20 25T
	Y20600-25T11	Pipe ass'y	排气管总成	1 NE92
4	13001-30T11	Stopper	管卡座	1
	13001-30T11	Stopper	管卡座	1
5	10002-30T11	Rubber	消音器减振垫	4
6	05782-1050A	Bolt	螺栓M10×40	2
7	06170-1000A	Nut	螺母M10	2
8	00097-1000A	Washer	垫圈10	4
9	00093-1000A	Washer	垫圈10	2
10	20800-30T11	Muffler	消音器总成	1 FD30T
	20800-30T12	Muffler	消音器总成	1 FD30T
	20700-35T11	Muffler-high	消音器总成(高位)	FD30T
	20700-35T12	Muffler-high	消音器总成(高位)	FD30T
	20700-30T11	Muffler-high	消音器总成(高位)	FD30T
	20700-30T11	Muffler-high	消音器总成(高位)	FD30T

备注2  
Remark2

排气系统  
图18

EXHAUST SYSTEM  
Fig 18



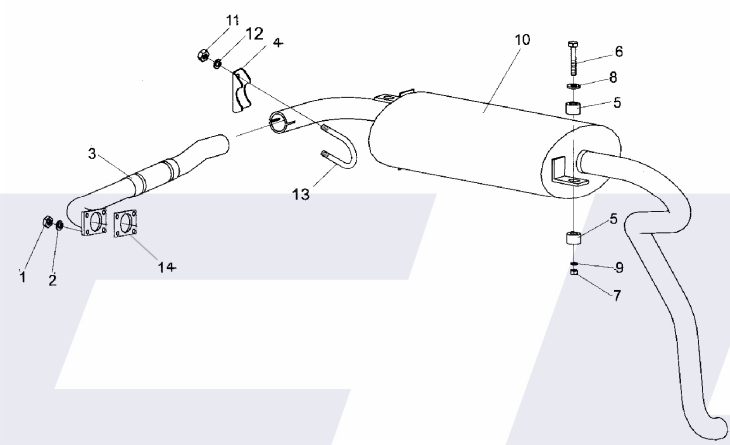


序号	图号	零部件名称	数量	备注
Item No	Part No	Description	QTY	Remark
	20800-25T11	Muffler	消音器总成	1 FD20 25T
	20800-25T11	Muffler	消音器总成	1 FD20 25T
	20700-25T11	Muffler-high	消音器总成(高位)	1 FD20 25T
	20700-25T11	Muffler-high	消音器总成(高位)	1 FD20 25T
11	06170-0800A	Nut	螺母M8	2
12	00093-0800A	Washer	垫圈8	2
13	13002-30T11	U-bolt	管卡箍	1
	130C2-30T11	U-bolt	管卡箍	1
14	M20601-25T11	Gasket	排气管密封垫	1
	Y20601-25T11	Gasket	排气管密封垫	1

备注2  
Remark2

排气系统  
图18

EXHAUST SYSTEM  
Fig 18

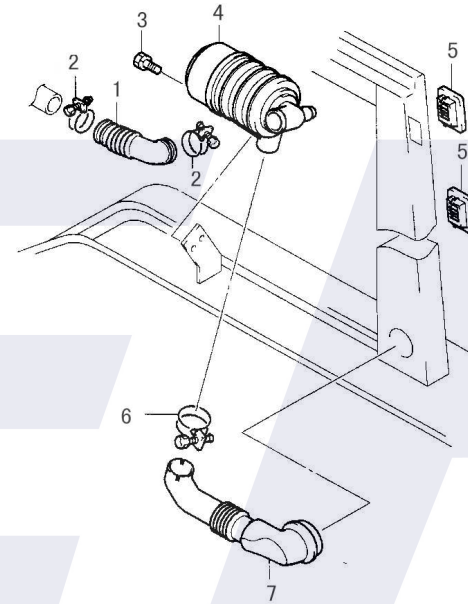


序号	图号	零部件名称	数量	备注
Item No	Part No	Description	QTY	Remark
1	10005-30T11	House, outlet	1	
	M10005-25T11	House, outlet	1	F2.2
	Y10005-25T11	House, outlet	1	NE92
2	06476-30T11	Clip	2	
3	05782-0816A	Bolt	2	
4	19900-30T11	Air cleaner	1	
5	73708-30T11	Cover	2	
6	00072-30T11	Clip	2	
7	10004-30T11	House, inlet	1	
8	10004-25T11	House, inlet	1	
9	10011-30T01	空滤器进气管 (双空滤)	1	
10	19910-3011	上空气滤清器 (直涌)	1	

备注2  
Remark2

空滤器安装  
图19

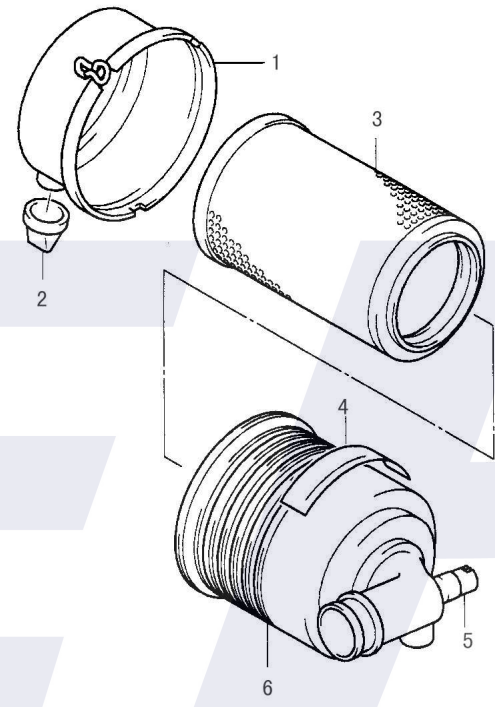
AIR CLEANER ASS'Y MOUNT  
Fig 19



序号	零件编号	零部件名称	数量	备注
Item No	Part No	Description	QTY	Remark
A	19900-30T11	Air cleaner	1	
1	19901-30T11	Cover	1	
2	19902-30T11	Pipe	1	
3	19903-30T11	Filter, element	1	
4	19904-30T11	Bracket	1	
5	19905-30T11	Plug	1	
6	19906-30T11	Cover	1	

备注2 空滤器总成1990030T11 AIR CLEANER ASS' Y  
图20 Fig 20

19906-30T11  
19900-30T11  
19906-30T11  
19906-30T11

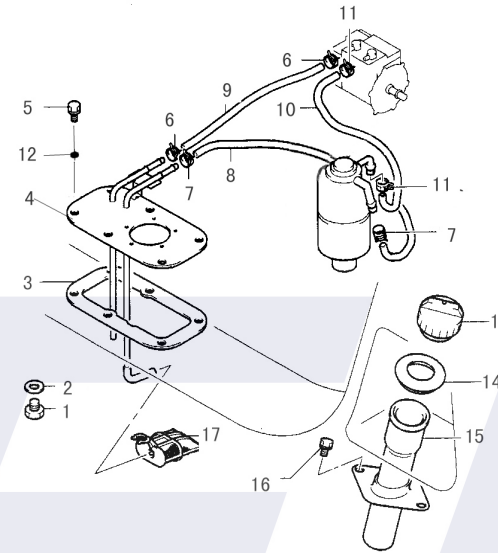


序号	零件编号	零部件名称	数量	备注
Item No	Part No	Description	QTY	Remark
1	50309-30T01	Plug	放油螺塞	1
2	00982-24000	Washer	组合垫24	1
3	17303-30T11	Packing/Gasket	燃油盖密封垫	1
4	17400-30T11	Plate/Cover, tank	燃油箱盖总成	1
5	05782-0816A	Bolt M8X1x16	螺栓M8X1x16	8
6	00012-30T11	Clip $\Phi$ 12	双钢丝卡箍 $\Phi$ 12	2
7	00015-30T11	Clip $\Phi$ 15	双钢丝卡箍 $\Phi$ 15	2
8	08440-30T11	House $\Phi$ 8x440	胶管 $\Phi$ 8x440	1
9	08240-30T11	House $\Phi$ 6x240	胶管 $\Phi$ 6x240	1
10	08250-30T11	House $\Phi$ 8x250	胶管 $\Phi$ 8x250	1
11	00015-30T11	Clip $\Phi$ 15	双钢丝卡箍 $\Phi$ 15	2
12	00093-0800A	Washer	垫圈8	8
13	50009-30T11	Cap	加油盖	1
14	50013-30T11	Rubber	加油管护圈	1
15	17200-30T11	Hose	加油管	1
16	05787-0820A	Bolt	螺栓M8x20	2
17	17301-30T11	Sedimentor	燃油滤清器	1

备注2  
Remark2

燃油系统  
图21

FUEL SYSTEM  
Fig 21

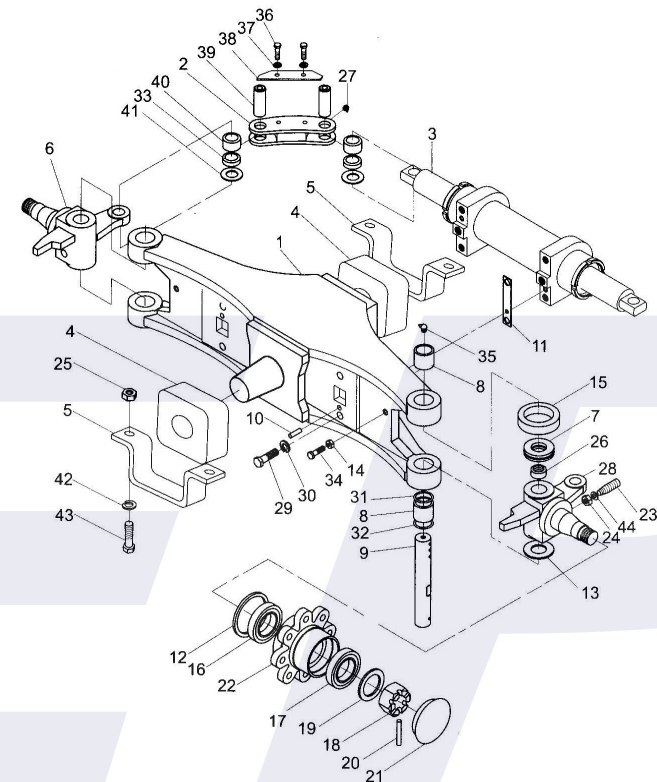


序号	零件编号	零部件名称	数量	备注
Item No	Part No	Description	QTY	Remark
1	40300-30T11	Axle ass'y	1	FD30T
	40300-25T11	Axle ass'y	1	FD20 25T
2	40301-30T11	Link	2	连杆
3	40A00-30T11	Steering Cylinder ass'y	1	转向油缸总成
4	30002-30T11	Rubber	2	减震块
5	50410-30T01	Bracket	8	FD30T
	50410-25T01	Bracket		FD20 25T
6	40302-30T11	Knuckle L. H. ass'y	1	右转向节总成
7	00301-51208	Bearing	2	推力轴承51208
8	00290-94332	Bearing	4	滚针轴承943/32
9	40303-30T11	Pin, king	2	转向节主销
10	00119-1020B	Pin	2	销B10x20
11	40304-30T11	Shim	4	调整垫 ☆
12	40305-30T11	U-ring	2	U型密封圈85x110x12d ☆
13	40306-30T11	Shim	2	转向节调整垫
14	06170-1200A	Nut	2	螺母M12
15	40307-30T11	Cap	2	防尘罩
16	00297-7211E	Bearing	2	轴承7211E
17	00297-7207E	Bearing	2	轴承7207E
18	06171-3220A	Nut	2	螺母M32x2
19	00971-3000A	Washer	2	垫圈30
20	00092-63550	Pin	2	销6.3x55
21	40308-30T11	Cap	2	轮毂盖
22	40309-30T11	Hub	2	轮毂
23	40310-30T11	Screw	2	紧固销
24	06171-10125	Nut	2	螺母M10x1.25
25	06170-1600A	Nut	4	螺母M16

备注2  
Remark2

转向桥  
图22

STEERING AXLE  
Fig 22

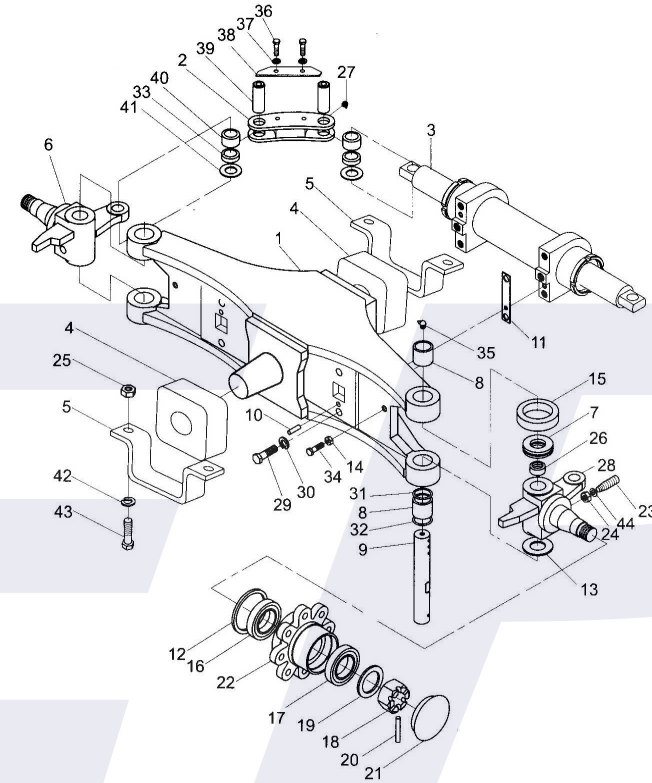


序号	零件编号	零部件名称	数量	备注
Item No	Part No	Description	QTY	Remark
26	40311-30T11	Bushing	衬套	2
27	40312-30T11	Fitting grease	直通式油脂嘴M6	4
28	40313-30T11	Knuckle R. H. ass'y	左转向节总成	1
29	05782-1445A	Bolt	螺栓M14x45	4
30	00093-1400A	Washer, lock	垫圈14	4
31	40314-30T11	O-ring	O形圈	2 ☆
32	40315-30T11	Seal, oil	油封	2 ☆
33	40316-30T11	Bushing	衬套	4
34	05782-0820A	Bolt	螺栓M12x30	2
35	40317-30T11	Fitting grease	滑脂嘴Z1/8"	2
36	05782-0818A	Bolt	螺栓M8x18	4
37	00093-0800A	Washer	垫圈8	4
38	40318-30T11	Baffle	挡板	2
39	40319-30T11	Pin	连杆销	4
40	40320-30T11	Bearing	ES型向心关节轴承	4
41	40321-30T11	Shim	调整垫	4
42	00093-1600A	Washer, lock	垫圈16	4
43	05782-1650A	Bolt	螺栓M16x50	4
44	00971-1000A	Washer	垫圈10	2
	40300-30T11-KIT	Kit for steering axle	转向桥修理包	1 All☆Parts

备注2  
Remark2

转向桥  
图22

STEERING AXLE  
Fig 22

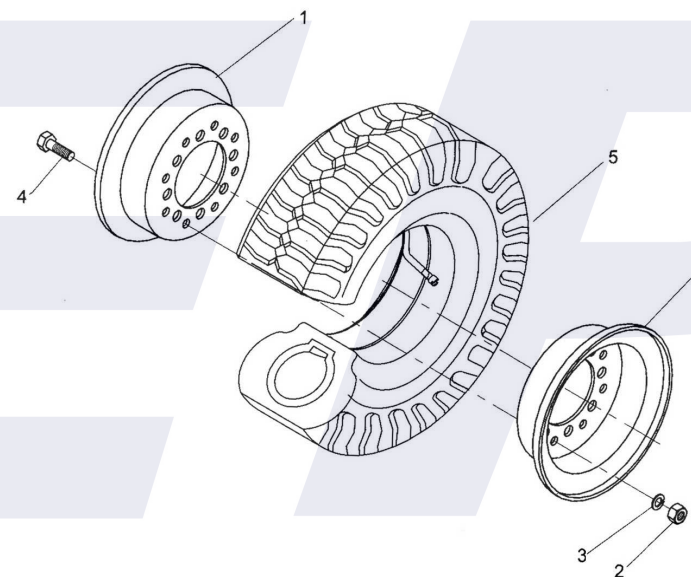


序号	零件编号	零部件名称	数量	备注
Item No	Part No	Description	QTY	Remark
A	434A0-25T11-KIT	Tyre ass'y 6.00-9-10pm	2	FD20 25T
B	434A1-25T11-KIT	Solid tyre ass'y 6.00-9	2	FD20 25T
C	434A0-30T11-KIT	Tyre ass'y 6.50-10-10pm	2	FD30T
D	434A1-30T11-KIT	Solid tyre ass'y 6.5-10	2	FD30T
1	43401-30T11	Rim	2	FD30T
	43401-25T11	Rim	2	FD20 25T
2	06171-1224A	Nut	16	
3	00093-1200A	Washer	16	
4	43403-30T11	Bolt	16	
5	434A0-25T11	Tyre 6.00-9-10pm	2	FD20 25T
	434A1-25T11	Solid tyre 6.00-9	2	FD20 25T
	434A0-30T11	Tyre 6.50-10-10pm	2	FD30T
	434A1-30T11	Solid tyre 6.5-10	2	FD30T

备注2  
Remark2

转向轮  
图23

STEERING WHEEL  
Fig 23



序号	零件编号	零部件名称	数量	备注
Item No	Part No	Description	QTY	Remark
1	40A01-30T11	Steel ball	钢球Φ6	1
2	01235-50355	O-ring	O形圈50x3.55	2 ☆
3	40A02-30T11	Snap ring	孔用钢丝挡圈Φ70xΦ3.2	2 ☆
4	40A03-30T11	Spacer	肩套	2
5	08941-6500A	Snap ring	轴用弹性挡圈65	2
6	40A04-30T11	Seal dust	防尘圈DS150x58x5/6.5	2 ☆
7	40A05-30T11	Piston rod	活塞杆	1
8	01235-70310	O-ring	O形圈70x3.1	2 ☆
9	40A06-30T11	Seal, oil	轴用U形密封圈50x60x6	2 ☆
10	40A07-30T11	Snap shim	挡片50x60x3	2
11	40A08-30T11	Bearing	支承环70x10x2.5	1 ☆
12	40A09-30T11	Bearing	支承环	1 ☆
13	40A10-30T11	Piston	活塞	1
14	40A11-30T11	Cap	缸头	1
15	40A12-30T11	Body cylinder	缸筒总成	1
16	01235-60355	O-ring	O形圈60x3.55	1 ☆
17	01152-10150	Oil cup	油杯M10x1.5	2
18	40A13-30T11	Bush-steer linkage	平面轴承	2
	40A00-30T11-KIT	Kit for steering cyl.	转向油缸修理包	1 All☆Parts

备注2

Remark2

40A00-30T11-KIT

40A00-30T11-KIT

40A00-30T11-KIT

40A00-30T11-KIT

40A00-30T11-KIT

40A00-30T11-KIT

40A00-30T12-KIT

40A00-30T11

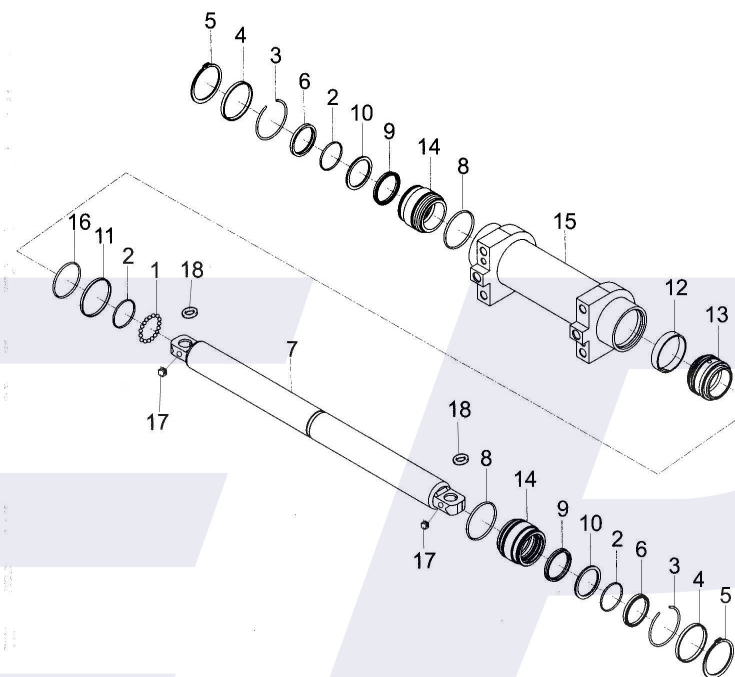
40A00-30T11-KIT

转向油缸

图24

STEERING CYLINDER

Fig 24



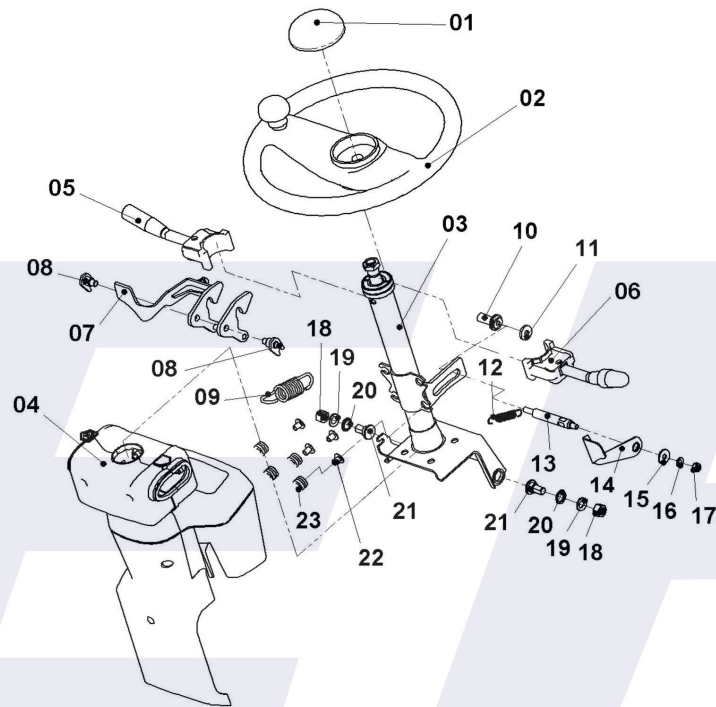


序号	零件编号	零部件名称	数量	备注
Item No	Part No	Description	QTY	Remark
1	48009-30T11	Horn Button	喇叭按钮	1
2	48200-30T11	Steering wheel	方向盘	1
3	48800-30T11	Column	转向管柱总成	1
4	24800-30T11	Combination meter	仪表总成	1
5	24004-30T13	Switch, direction	方向组合开关	1
6	24005-30T13	Switch, light	灯光组合开关	1
7	48900-30T11	Lever, left	左手柄总成	1
8	41000-30T01	Pin, lock	锁紧手柄销轴	2
9	40002-30T11	Spring	转向管柱拉簧	1
10	48003-30T01	Axle, knob	锁紧手柄轴	1
11	48007-30T01	washer, lock	锁紧垫圈	2
12	40003-30T11	Spring	转向左手柄拉簧	1
13	48002-30T01	Bolt	锁紧手柄螺栓	1
14	48006-30T01	Lever ,right	右手柄	1
15	00097-0801A	washer	垫圈8	1
16	00093-0801A	washer	垫圈8	1
17	06177-0800A	Nut	螺母M8	1
18	06170-1200A	Nut	螺母M12	2
19	00093-1201A	Shim	垫圈12	2
20	48008-30T11	Shim	转向器固定滑垫	2
21	40001-30T01	Bolt	转向器固定螺栓	2
22	48005-30T11	Rubber gasket	橡胶垫衬套	4
23	48004-30T11	Rubber shim	橡胶垫	4

备注2  
Remark2

转向系统  
图25

STEERING SYSEM  
Fig 25

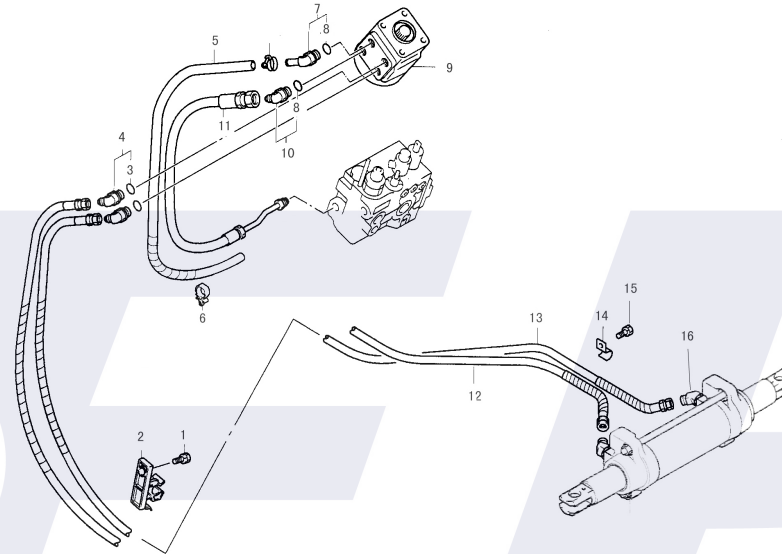


序号	零件编号	零部件名称	数量	备注
Item No	Part No	Description	QTY	Remark
1	05787-0816A	Bolt	螺栓M8x16	2
2	52104-30T01	Clip, oil pipe	油泵进油管夹	1
3	01235-17265	O-ring	O形圈17x2.65	2
4	68500-30T11	Connector	转向器进油接头	2
5	82100-30T11	Hose	回油管 φ8x2100	1
6	01319-30T11	Clip	卡箍 φ13-19	2
7	68400-30T11	Connector	转向器回油接头	1
8	01235-17265	O-ring	O形圈17x2.65	2
9	48100-30T12	Orbitrol	转向器	1 3T
	48100-25T11	Orbitrol	转向器	1 2T, 2.5T
10	68300-30T11	Connector	转向器出油接头	1
11	69E00-30T11	Hose H. P.	转向器高压胶管	1
12	69F00-30T11	Hose H. P., left	转向缸高压胶管(左)	1 FD30T
	69F00-25T11	Hose H. P., left	转向缸高压胶管(左)	1 FD20 25T
13	69G00-30T11	Hose H. P., right	转向缸高压胶管(右)	1 FD30T
	69G00-25T11	Hose H. P., right	转向缸高压胶管(右)	1 FD20 25T
14	52105-30T01	Clip	管卡	1
15	05787-0825A	Bolt	螺栓M8x25	2
16	691A0-30T11	Connector	转向油缸接头	2

备注2  
Remark2

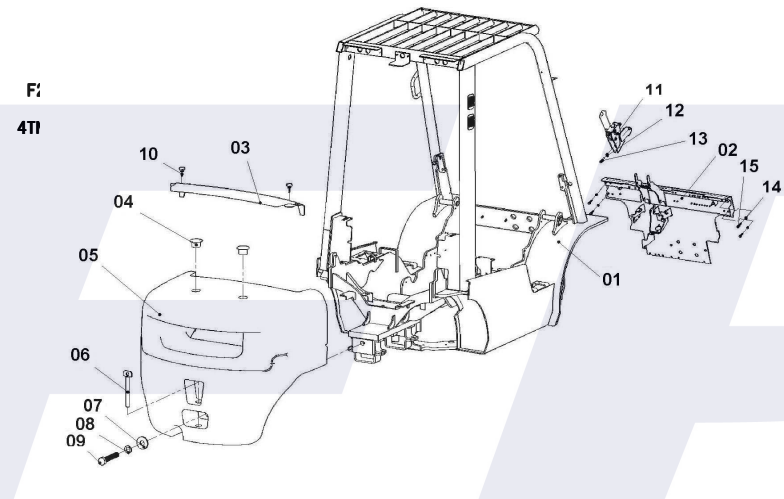
转向管路  
图26

STEERING PIPING  
Fig 26



序号	图号	零部件名称	数量	备注	
Item No	Part No	Description	QTY	Remark	
1	50100-35T01	Frame	车架	1 FD35T	
	501A0-35T01	Frame	车架	1 FD35T	
	50100-30T01	Frame	车架	1 FD30T	
	501A0-30T01	Frame	车架	1 FD30T	
	M50100-35T01	Frame	车架	1 F635T	
	M50100-30T01	Frame	车架	1 F630T	
	50100-25T01	Frame	车架	1 FD20 25T	
	501A0-25T01	Frame	车架	1 FD20 25T	
	M50100-25T01	Frame	车架	1 F620 25T	
	Y50100-25T01	Frame	车架	1	
	2	50500-30T01	Combination meter support	仪表架总成	1
		50002-30T11	Cover	水箱盖板	1
	3	50002-30T11	Cover-high	水箱盖板(高位)	1
50011-30T11		Cap	起吊孔盖	1	
5	50001-35T11	Counter weight	平衡重	1 FD35T	
	50001-30T11	Counter weight	平衡重	1 FD30T	
	50001-25T11	Counter weight	平衡重	1 FD25T	
	50001-20T11	Counter weight	平衡重	1 FD20T	
	52400-30T01	Pin	牵引栓	1	
7	50010-30T01	Washer	平衡重垫圈	1	
8	00093-3001A	Washer, lock	垫圈30	1	
9	05785-30180	Bolt	螺栓M30×2×180	1 FD30T	
	05785-30160	Bolt	螺栓M30×2×150	1 FD20 25T	

备注2 车架和平衡重 FRAME COUNTER WEIGHT  
图27 Fig 27

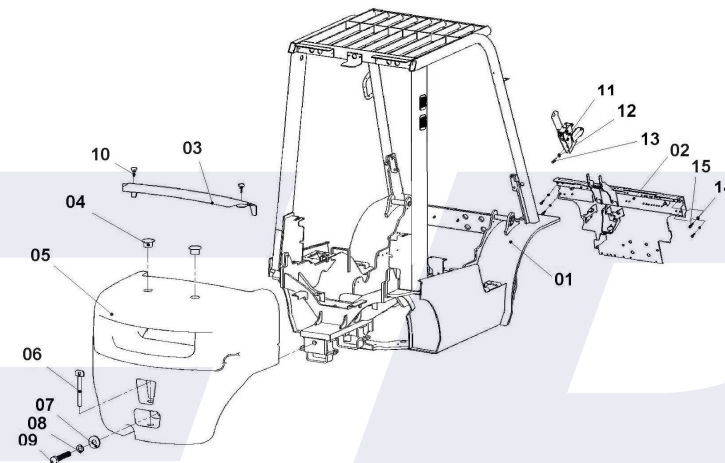


序号	图号	零部件名称	数量	备注
Item No	Part No	Description	QTY	Remark
10	51600-30T11	Bolt	水箱盖固定螺栓	2
11	44300-30T11	Brake level ass'y	手制动总成	1
12	00093-0801A	Washer, lock	垫圈8	2
13	05782-0820A	Bolt	螺栓M8×20	2
14	00093-0801A	Washer, lock	垫圈8	4
15	05782-0830A	Bolt	螺栓M8×30	4

备注2  
Remark2

车架和平衡重  
图27

FRAME COUNTER WEIGHT  
Fig 27

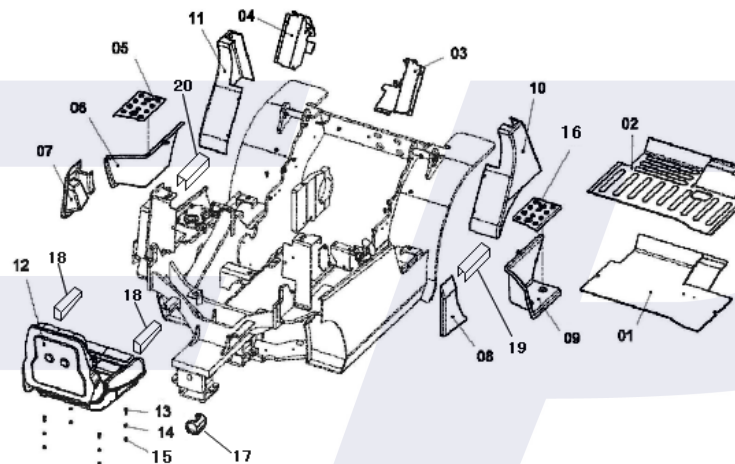


序号	零件编号	零部件名称	数量	备注
Item No	Part No	Description	QTY	Remark
1	53000-30T01	Plate	前地板总成	1 FD30T
	53000-25T01		前地板总成	1 FD20T 25T
2	50012-30T11	Gasket	地板垫	1
	50012-25T11	Gasket	地板垫	1 FD20T 25T
3	58000-30T01	Hood, tilt cylinder, right	倾斜缸右护板总成	1
	58000-30T09		螺栓+垫圈	2
4	57000-30T01	Hood, tilt cylinder, left	倾斜缸左护板总成	1
	57000-30T09		螺栓+垫圈	2
5	50003-30T01	Treadboard Right	右踏板垫	1
	50003-30T09		自锁螺栓	2
6	55000-30T01	Hood, pedal L. H.	左踏板护板总成	1
	55000-30T09		螺栓+垫圈	1
7	50007-30T11	Cap	加油护罩	1
	50007-30T19		螺栓+垫圈	2
8	50008-30T11	Cap	右腿护罩	1
	50008-30T19		螺栓+垫圈	2
9	54000-30T01	Hood, pedal R. H.	右踏板护板总成	1
	54000-30T09		螺栓+垫圈	1
10	51400-30T01	Hood, safeguard, right	前腿右护板总成	1
	51400-30T09		螺栓+垫圈	4
11	51500-30T01	Hood, safeguard, left	前腿左护板总成	1
	51500-30T09		螺栓+垫圈	4
12	EP/40300025	Seat	座椅 (SCI 不带安全带及扶手)	1
	EP/40300026	Seat	座椅GS12	
13	05782-0835A	Bolt	螺栓M8×35	4
14	00093-0801A	Washer, lock	垫圈8	4
15	06170-0800A	Bolt	螺母M8	4

备注2  
Remark2

地板附件、座椅  
图28

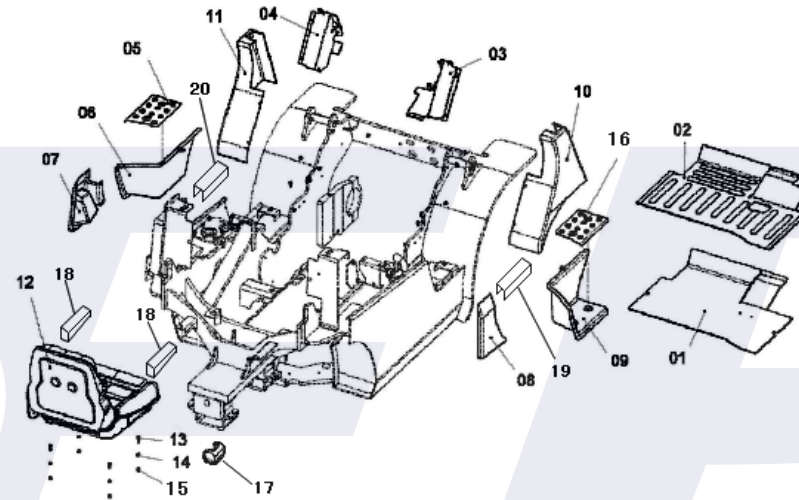
FLOOR、SEAT  
Fig 28



序号	零件编号	零部件名称	数量	备注
Item No	Part No	Description	QTY	Remark
16	50004-30T01	Treadboard Left	左踏板垫	1
	50004-30T09		自锁螺栓	2
17	EP/40300058	seat belt	安全带(可自动弹回)	1
18	EP/40300052	Arm	扶手(可调扶手)	1
19	52100-30T11	Braket	地板右托板	1
	52100-30T19		螺栓+垫圈	
20	52200-30T11	Braket	地板左托板	1
	52200-30T19		螺栓+垫圈	

备注2 地板附件、座椅 FLOOR、SEAT  
图28 Fig 28

With seat  
With seat



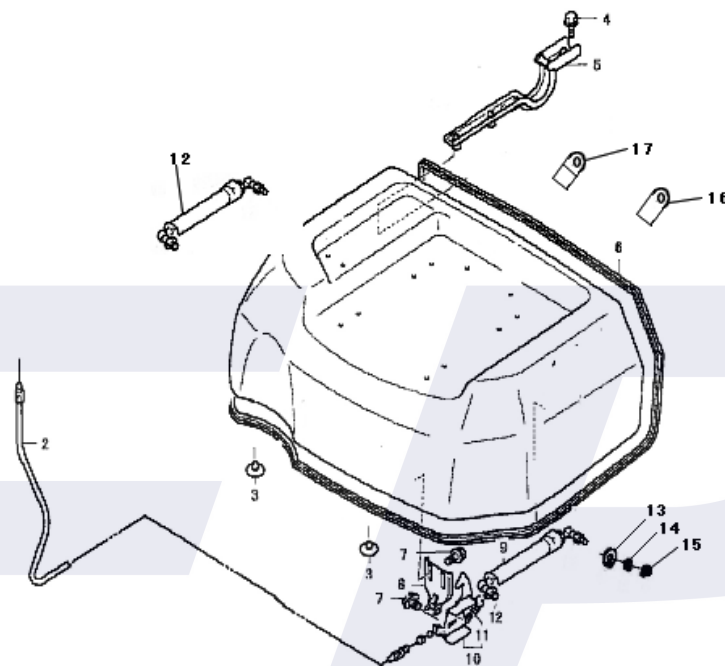
序号	零件编号	零部件名称	数量	备注
Item No	Part No	Description	QTY	Remark
1	655A0-30T11	Bonnet	1	发动机罩组件
	6655A0-30T12	Bonnet	1	发动机罩组件
2	65700-30T11	Cable of open engine cover	1	引擎盖开启拉索总成
3	65502-30T11	Rubber support	2	减振垫
4	05787-0820A	Bolt	4	螺栓M8x20
5	65200-30T11	Hinge	2	铰链总成
6	65504-30T11	Cover	1	装饰条
7	05782-0820A	Bolt	4	螺栓M8x20
8	65400-30T11	Plate, lock	1	锁扣固定板
9	65300-30T11	Shock, absorber L	1	气弹簧总成(左)
10	52300-30T11	Locker	1	锁扣总成
11	52304-30T11	Spring, locker	1	锁扣拉簧
12	653A0-30T11	Shock, absorber R	1	气弹簧总成(右)
13	00097-0801A	washer	2	垫圈8
14	00093-0801A	washer	2	垫圈8
15	06177-0800A	Nut	2	螺母M8
16	65501-30T11	braket	8	嵌条压板
17	65502-30T01	braket	1	嵌条压板

备注2  
Remark2

内燃机罩安装  
图29

BONNET MOUNT  
Fig 29

ROUND

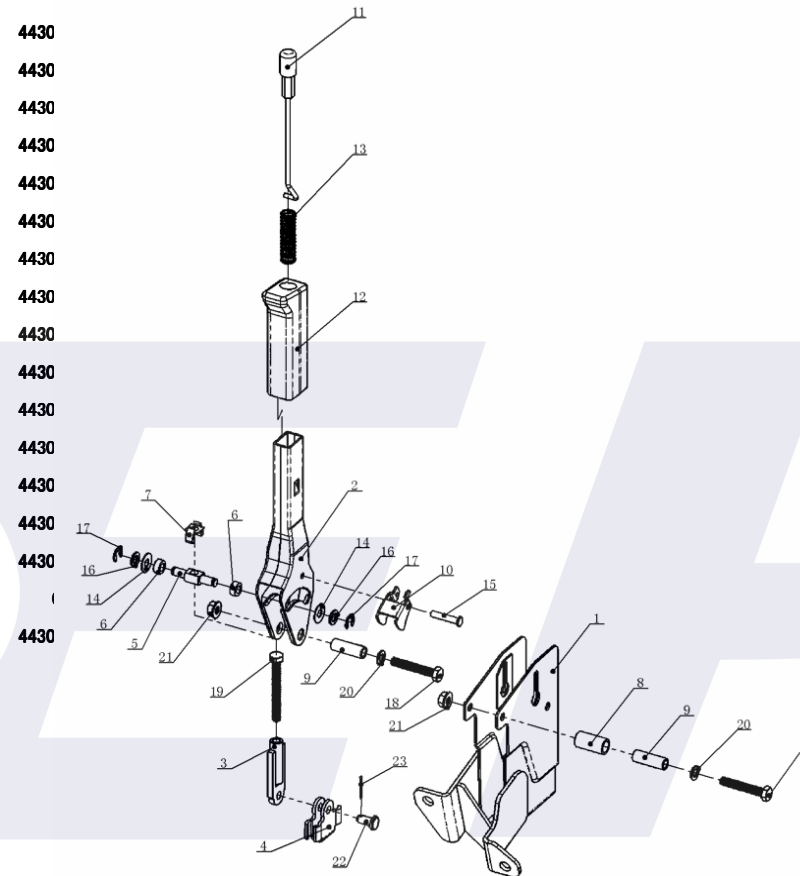


序号	零件编号	零部件名称	数量	备注
Item No	Part No	Description	QTY	Remark
A	44300-30T11	Brake level ass'y	1	手制动总成
1	44301-30T11	Bracket	1	手制动支架总成
2	44302-30T11	Level	1	手柄支板总成
3	44303-30T11	Rod	1	钢索拉板总成
4	44304-30T11	Link	1	钢索挂板
5	44305-30T11	Pin	1	拉板销轴
6	44306-30T11	Sleeve	2	限位轴套
7	44307-30T11	Ring	1	螺栓卡
8	44308-30T11	Stopper	1	限位橡胶块
9	44309-30T11	Sleeve	1	螺栓长套
10	44310-30T11	Lock plate	1	锁板
11	44311-30T11	Rod	1	推杆总成
12	44312-30T11	Grip	1	手柄
13	44313-30T11	Spring	1	弹簧
14	44314-30T11	Washer	2	尼龙垫片
15	44315-30T11	Shaft	1	销轴
16	00097-0800A	Washer	2	垫圈8
17	00896-0800A	Circlip	2	卡簧8
18	05782-0850A	Bolt	2	螺栓M8x50
19	05782-0870A	Bolt	1	螺栓M8x70
20	00093-0800A	Washer	2	垫圈8
21	06177-0800A	Nut	2	螺母M8
22	00882-0818A	Pin	1	销轴8x18
23	00091-1620A	Pin	1	开口销1.6x20

备注2  
Remark2

停车制动  
图30

BRAKE LEVEL  
Fig 30





序号	零件编号	零部件名称	数量	备注
Item No	Part No	Description	QTY	Remark
1	05782-10100	Bolt	螺栓M10x100	1
2	00097-1001A	Shim	垫圈10	2
3	34400-30T11	Cabel ass'y	微动操作拉索总成	1
4	06170-1000A	Nut	螺母M10	2
5	05782-1045A	Bolt	螺栓M10x45	1
6	06170-1200A	Nut	螺母M12	1
7	73720-30T11	Switch, brake	制动开关	1
8	05782-10110	Bolt	螺栓M10x110	1
9	05782-0825A	Bolt	螺栓M8x25	1
10	46502-30T11	Bushing, nylon	自润滑轴承F1612	4
11	46503-30T11	Spring, inching	微动弹簧	1
12	40005-30T11	Bushing	自润滑轴承0808	1
13	00091-3216A	Pin	销3.2x16	1
14	00097-01A	Shim	垫圈8	1
15	00882-08240	Pin	销轴8x24	1
16	465A0-30T01	Slight trivel pedal	微动踏板	1
17	46603-30T11	absorber	缓冲垫	1
18	46501-30T01	Bushing	短轴套	1
19	00882-08300	Pin	销轴8x30	1
20	46504-30T11	Pedal gasket	踏板垫	1
21	00091-3216A	Pin	销3.2x16	1
22	00097-0801A	Shim	垫圈8	2
23	00882-08240	Pin	销轴8x24	1
24	466A0-30T01	Brake pedal	制动踏板	1

备注2

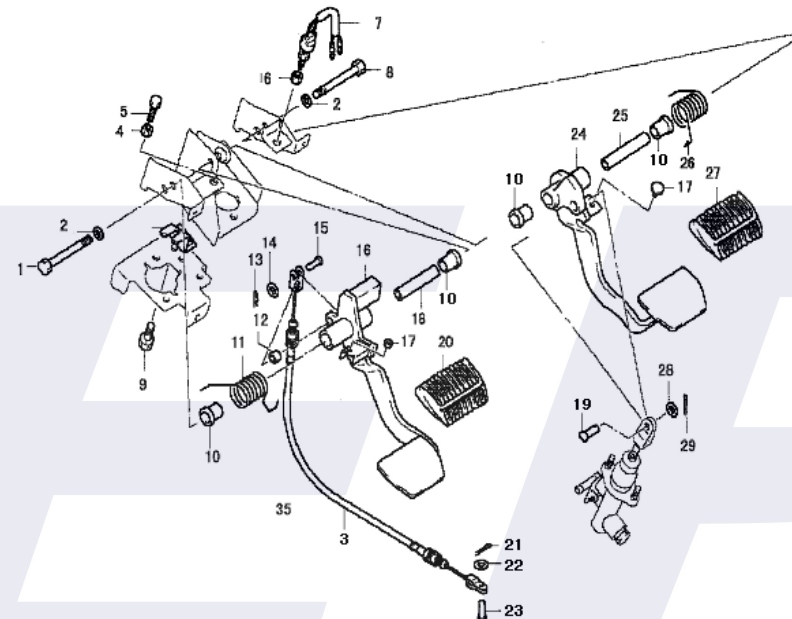
行车制动与微动操纵

BRAKE — INCHING CONTROL

Remark2

图31

Fig 31

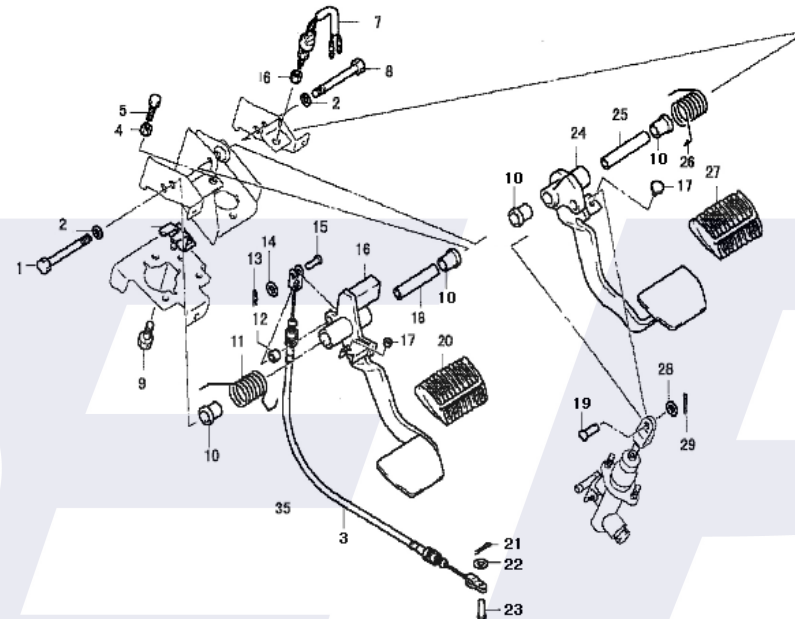


序号	零件编号	零部件名称	数量	备注
Item No	Part No	Description	QTY	Remark
25	46601-30T01	Pin, clevis	长轴套	1
26	46602-30T11	Spring	脚制动弹簧	1
27	46504-30T11	Pedal gasket	踏板垫	1
28	00097-0801A	Shim	垫圈8	2
29	00091-3216A	Pin	销3.2x16	1

备注2  
Remark2

行车制动与微动操纵  
图31

BRAKE — INCHING CONTROL  
Fig 31

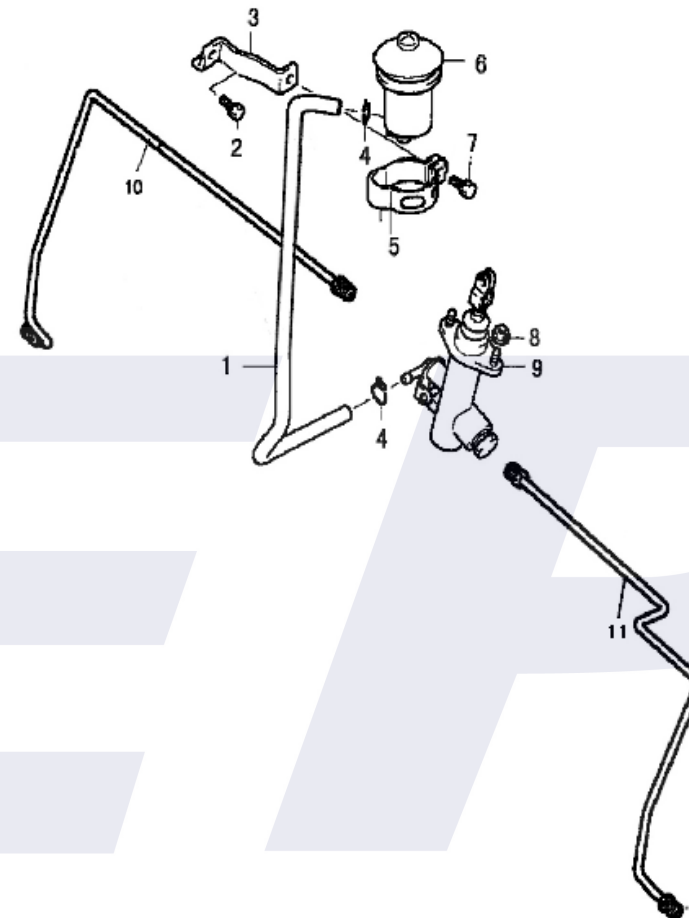


序号	零件编号	零部件名称	数量	备注
Item No	Part No	Description	QTY	Remark
1	68903-30T01	Hose	油管	1
2	05787-0816A	Bolt	螺栓M8x16	1
3	68900-30T01	Support	油杯固定板	1
4	06170-0600A	Clip	卡箍Φ	2
5	68902-30T01	Support ring	油杯固定环	1
6	68800-30T11	Tank, reserve	制动油杯	1
7	05787-0630A	Bolt	螺栓M6x30	1
8	06170-0800A	Nut	螺母M8	2
9	68600-30T11	Master cylinder	制动总泵	1
10	46200-30T11	House, left	左制动油管	1 FD30T
	46200-25T11	House, left	左制动油管	1 FD20 25T
11	46300-30T11	House, right	右制动油管	1 FD30T
	46300-25T11	House, right	右制动油管	1 FD20 25T

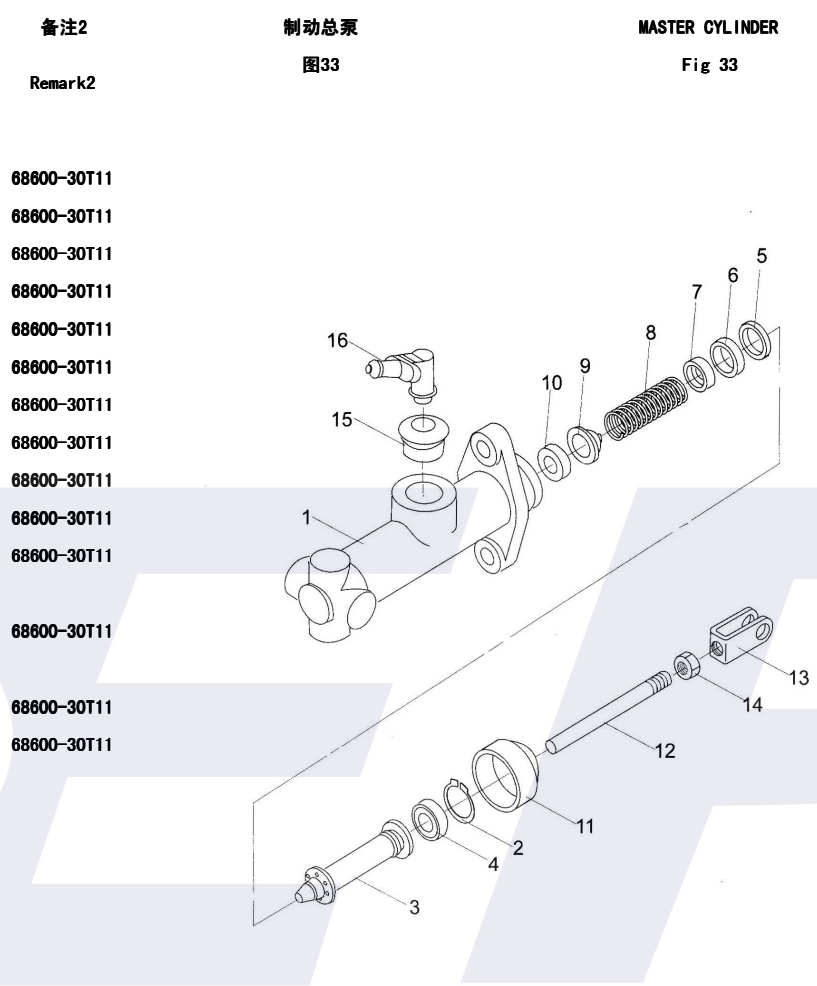
备注2  
Remark2

制动总泵安装  
图32

MASTER CYLINDER MOUNT  
Fig 32



序号	零件编号	零部件名称	数量	备注
Item No	Part No	Description	QTY	Remark
A	68600-30T11	Master cylinder	制动总泵	1
1	68601-30T11	Body	阀体	1
2	68602-30T11	Ring, stopper	止动环	1
3	68603-30T11	Piston	活塞	1
4	68604-30T11	Cup, secondary	前皮碗	1
5	68605-30T11	Spacer, cup	衬套皮碗	1
6	68606-30T11	Cup, primary	主皮碗	1
7	68607-30T11	Sear, spring	弹簧座	1
8	68608-30T11	Spring	弹簧	1
9	68609-30T11	Valve, check	切断阀	1
10	68610-30T11	Seat, valve	阀座	1
11	68611-30T11	Boots	保护罩	1
12	68702-30T11	Rod, push	制动泵挺杆	1
13	68613-30T11	Clevis	支耳	1
14	68614-30T11	Nut	螺母M8	1
15	68615-30T11	Bushing, rubber	胶皮衬套	1
16	68616-30T11	Union	接头	1

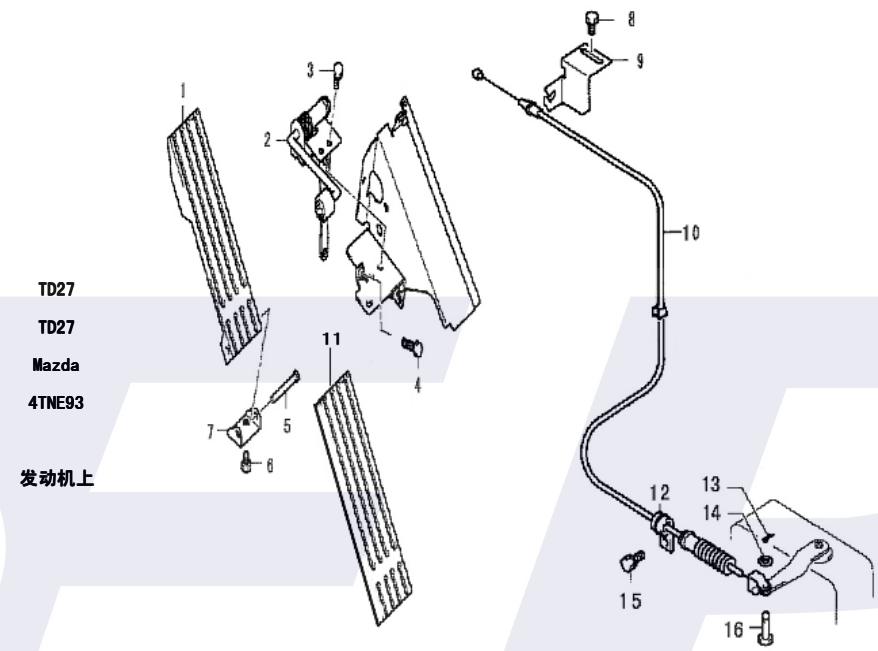


序号	零件编号	零部件名称	数量	备注
Item No	Part No	Description	QTY	Remark
1	18300-30T11	Pedal	1	油门踏板
2	18100-30T11	Control ass'y	1	油门操纵总成
3	05787-0816A	Bolt	2	螺栓M8x16
4	05787-0616A	Bolt	2	螺栓M6x16
5	18205-30T11	Pin, axle	1	踏板销轴
6	05787-0610A	Bolt	2	螺栓M6x10
7	18203-30T11	Bracket	1	油门踏板固定板
8	05787-0820A	Bolt	2	螺栓M8x20
9	40006-30T11	Bracket	1	油门拉索固定板
10	18200-30T11	Soft shaft	1	油门拉索总成
	18200-25T11	Soft shaft	1	油门拉索总成
	M18200-25T11	Soft shaft	1	油门拉索总成
	Y18200-25T11	Soft shaft	1	油门拉索总成
11	46505-30T11	Ruber	1	油门踏皮
12	18208-30T11	Bracket	1	固定板
13	00091-0216A	Pin	1	销2x16
14	00097-0600A	Washer	2	垫圈6
15	05787-0810A	Bolt	2	螺栓M8x10
16	00882-06150	Pin	1	销轴6x15

备注2  
Remark2

油门踏板  
图34

ACCELERATOR PEDAL  
Fig 34

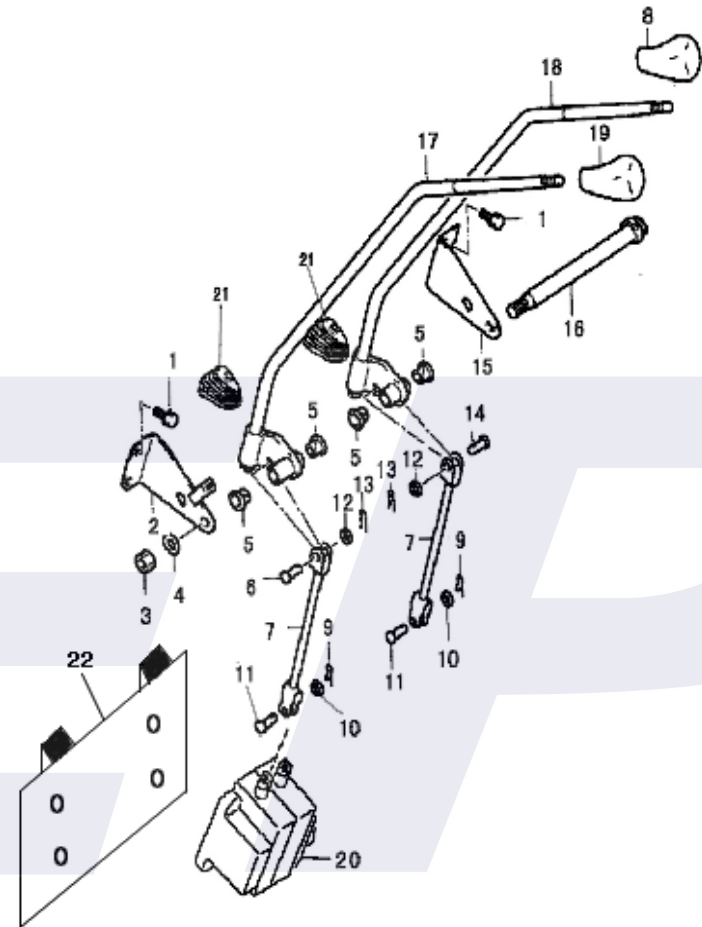


序号	零件编号	零部件名称	数量	备注
Item No	Part No	Description	QTY	Remark
1	05787-0820A	Bolt	螺栓M8x20	4
2	69401-30T01	Bracket L. H.	左固定支架	1
3	06170-1000A	Nut	螺母M10	1
4	00093-1001A	Washer	垫圈10	1
5	69404-30T01	Bushing, nylon	尼龙石墨套 φ12	4
6	00882-08240	Pin	销轴8x24	1
7	694E0-30T01	Joint	连接杆总成	2
8	694D0-30T11	Knob, tilting	倾斜手柄球	1
9	00091-12120	Pin, cotter	开口销1.2x12	2
10	00097-0501A	Shim	垫圈5	2
11	40004-30T01	Pin	销轴(操纵杆)	2
12	00097-0801A	Shim	垫圈8	2
13	00091-0220	Pin, cotter	开口销2x20	2
14	00882-08240	Pin	销轴8x24	1
15	69402-30T01	Bracket R. H.	右固定支架	1
16	69403-30T01	shaft, control	操纵手柄连接杆	1
17	694A0-30T01	Lever, lift	提升操纵杆总成	1
18	694B0-30T01	Lever, tilt	倾斜操纵杆总成	1
19	694C0-30T11	Knob, lifting	起升手柄球	1
20	69500-30T11	Multi-way valve (two-throw)	多路换向阀(二联)	1
21	40007-30T01	Cover	护套	2
22	69700-30T01	Braket	固定板	1

备注2  
Remark2

操纵杆总成(二联)  
图35

VALVE CONTROL LINKAGE (TWO-THROW)  
Fig 35



序号	零件编号	零部件名称	数量	备注
Item No	Part No	Description	QTY	Remark
1	05787-0820A	Bolt	螺栓M8x20	4
2	69401-30T01	Bracket L.H	左固定支架	1
3	06170-1000A	Nut	螺母M10	1
4	00093-1001A	Washer	垫圈10	1
5	69404-30T01	Bushing, nylon	尼龙石墨套φ12	6
6	694A0-30T01	Lever, lift	提升操纵杆总成	1
7	694B0-30T01	Lever, tilt	倾斜操纵杆总成	1
8	694F0-30T01	Lever, third	侧移/第三片阀操纵杆总成	1
9	694C0-30T11	Knob, lifting	起升手柄球	1
10	69403-30T01A	Shaft, control	操纵手柄连接杆	1
11	00882-08240	Pin	销轴8x24	3
12	69402-30T01	Bracker R.H.	右固定支架	1
13	00091-0220	Pin, cotter	开口销2x20	3
14	00097-0801A	shim	垫圈8	3
15	694E0-30T01	Joint	连接杆总成	3
16	694D0-30T11	Knob, tilting	倾斜手柄球	1
17	694G0-30T11	Knob, sideshift	侧移手柄球	1
18	00091-12120	Pin, cotter	开口销1.2x12	3
19	40004-30T01	Pin	销轴(操纵杆)	3
20	00097-0501A	shim	垫圈5	3
21	695A0-30T11	Multi-way valve (third throw)	多路换向阀(三联)	1
22	40007-30T01	Cover	护套	3
23	69700A-30T01	Braket	固定板	1

备注2

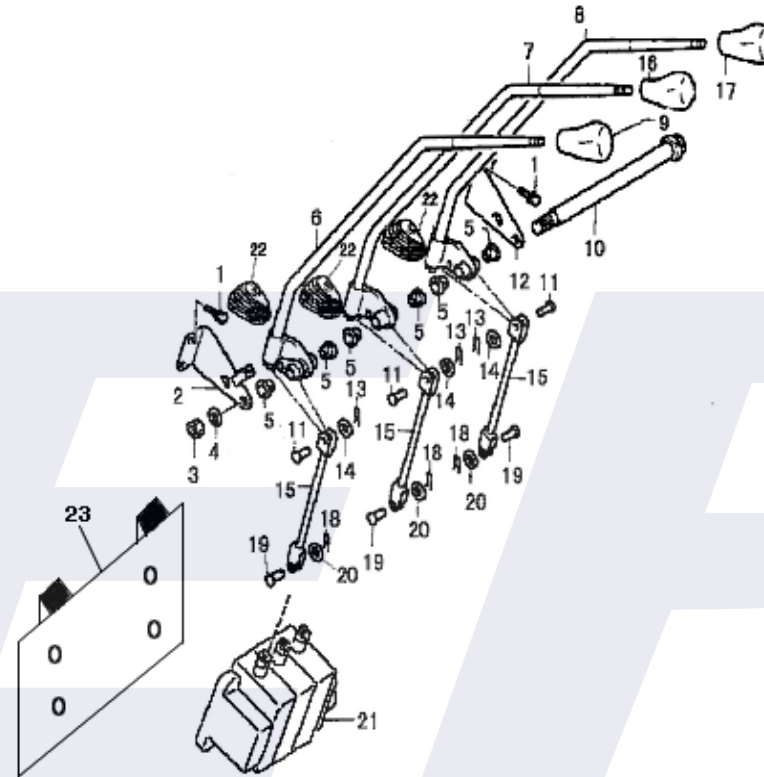
Remark2

操纵杆总成(三联)

图36

VALVE CONTROL LINKAGE (THREE-THROW)

Fig 36



序号	零件编号	零部件名称	数量	备注
Item No	Part No	Description	QTY	Remark
1	05787-0820A	Bolt	螺栓M8x20	4
2	69401-30T01	Bracket L. H.	左固定支架	1
3	06170-1000A	Nut	螺母M10	1
4	00093-1001A	Washer	垫圈10	1
5	69404-30T01	bushing, nylon	尼龙石墨套φ12	8
6	694A0-30T01	Lever, lift	提升操纵杆总成	1
7	694B0-30T01	Lever, tilt	倾斜操纵杆总成	1
8	694F0-30T01	Lever, third	侧移/第三片阀操纵杆总成	1
9	694G0-30T01	Lever, fourth	旋转操纵杆总成/第四片阀杆	1
10	694C0-30T11	Knob, lifting	起升手柄球	1
11	69403-30T01B	Shaft, valve	操纵手柄连接杆	1
12	69402-30T01	Bracket R. H.	右固定支架	1
13	00882-08240	Pin	销轴8x24	4
14	00091-0220	Pin, cotter	开口销2x20	4
15	00097-0801A	Shim	垫圈8	4
16	694E0-30T01	Joint	连接杆总成	4
17	694D0-30T11	Knob, tilting	倾斜手柄球	1
18	694G0-30T11	Knob, sideshift	侧移手柄球	1
19	00091-12120	Pin, cotter	开口销1.2x12	4
20	40004-30T01	Pin	销轴(操纵杆)	4
21	00097-0501A	shim	垫圈5	4
22	695B0-30T11	Multi-way valve (fourth throw)	多路换向阀(四联)	1
23	694C3-30T11	Knob, fourth valve	空白手柄球	1
24	40007-30T01	Cover	护套	4
25	69700B-30T01	Braket	固定板	1

备注2

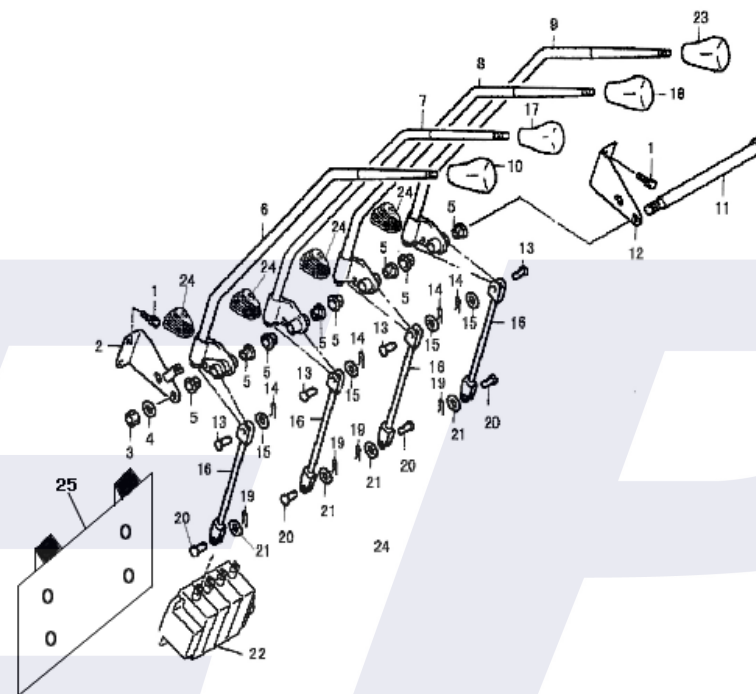
操纵杆总成(四联)

VALVE CONTROL LINKAGE (FOUR-THROW)

Remark2

图37

Fig 37



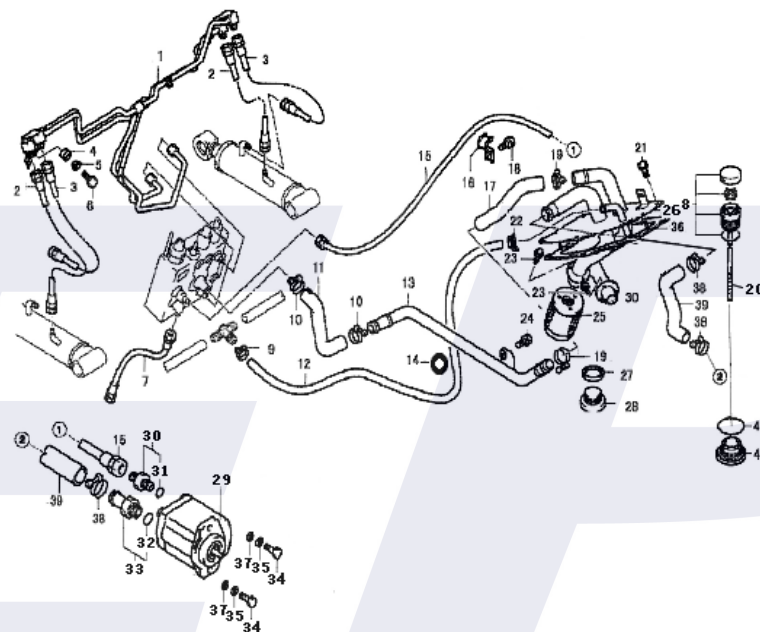


序号	零件编号	零部件名称	数量	备注
Item No	Part No	Description	QTY	Remark
1	69800-30T11	Steel pipe ass'y	1	倾斜缸钢管总成
2	69J00-30T11	Hose H. P.	2	倾斜缸高压胶管 (短)
3	69H00-30T11	Hose H. P.	2	倾斜缸高压胶管 (长)
4	69804-30T11	Rubber	2	橡胶垫
5	69805-30T11	Bushing	2	钢管套
6	05787-0830A	Bolt	4	螺栓M8x30
7	69E00-30T11	Hose H. P.	1	转向器高压胶管
8	50010-30T11	Oiling cap ass'y	1	加油盖总成
9	00160-30T11	Clip	1	双钢丝卡箍 φ9-16
10	35410-30T11	Clip	2	双钢丝卡箍 φ35-41
11	69003-30T11	Hose	1	分配器上回油管
12	12120-30T11	Hose	1	胶管 φ12x1200
13	69900-30T11	Steel pipe ass'y	1	分配器回油钢管总成
14	69806-30T11	Clip	4	卡扣 用的是扎带
15	69B00-30T11	Hose H. P.	1	分配器高压胶管 FD30T
	69B00-25T11	Hose H. P.	1	分配器高压胶管 FD20 25T
16	52104-30T11	Clip	2	抱箍
17	69004-30T11	Hose	1	分配器下回油管
18	05787-0816A	Bolt	1	螺栓M8x16
19	35510-30T11	Clip	2	双钢丝卡箍 φ35-51
20	69013-30T11	oil measuer	1	液压油尺
21	05787-0820A	Bolt	6	螺栓M8x20
22	00160-30T11	Clip	1	双钢丝卡箍 φ9-16
23	05787-0830A	Bolt	2	螺栓M8x30
24	05782-0816A	Bolt	4	螺栓M8x16
25	17502-30T11	Strainer	1	滤油器

备注2  
Remark2

液压系统  
图38

HYDRAULIC SYSTEM  
Fig 38

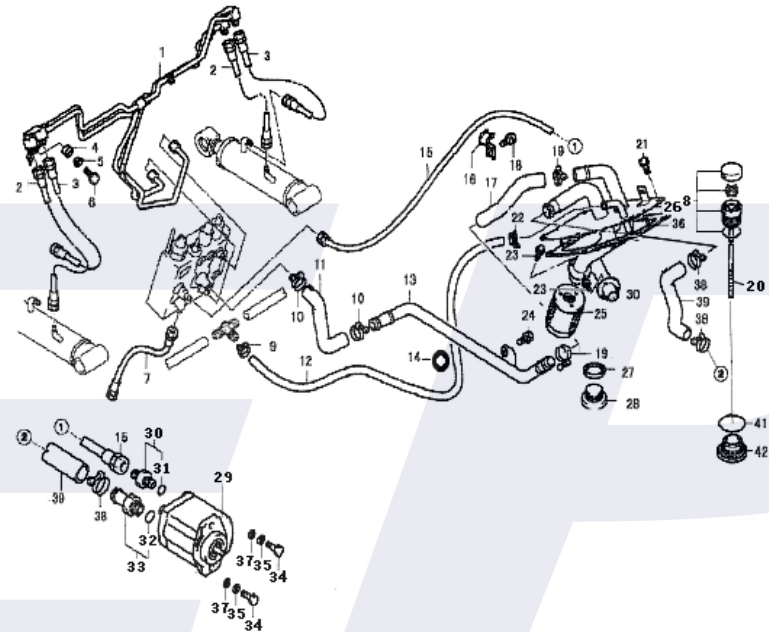


序号	零件编号	零部件名称	数量	备注
Item No	Part No	Description	QTY	Remark
26	17600-30T11	Cover Plate ass'y	1	
27	00987-2400A	Gasket	1	
28	50306-30T01	Plug	1	
29	69100-30T11	Hydraulic pump	1	TD27
	Y69100-30T11	Hydraulic pump	1	4TNE92
30	69300-30T11	Connector	1	
31	01235-17265	O-ring	1	
32	01235-28355	O-ring	1	
33	69200-30T11	Connector	1	
34	05782-1050A	Bolt	2	
35	00097-1001A	shim	2	
36	17501-30T11	Cover gasket	1	
37	00093-1001A	Washer	2	
38	35510-30T11	Clip	2	
39	69005-30T11	Hose H. P.	1	
40	69005-25T11	Hose H. P.	1	

备注2  
Remark2

液压系统  
图38

HYDRAULIC SYSTEM  
Fig 38



序号	图号	零部件名称	数量	备注	
Item No	Part No	Description	QTY	Remark	
1	69800-30T11	Steel pipe ass'y	1	倾斜缸钢管总成	
2	69H00-30T11	Hose H. P.	2	倾斜缸高压胶管 (短)	
3	69J00-30T11	Hose H. P.	2	倾斜缸高压胶管 (长)	
4	69804-30T11	Rubber	2	橡胶垫	
5	69805-30T11	Bushing	2	钢管套	
6	05787-0830A	Bolt	4	螺栓M8×30	
7	69E00-30T11	Hose H. P.	1	转向器高压胶管	
8	00097-0801A	shim	8	垫圈8	
9	00160-30T11	Clip	1	双钢丝卡箍φ9-16	
10	35410-30T11	Clip	2	双钢丝卡箍φ35-41	
11	69003-30T11	Hose	1	分配器上回油管	
12	12120-30T11	Hose	1	胶管φ12×1200	
13	69900-30T11	Steel pipe ass'y	1	分配器回油钢管总成	
14	69806-30T11	Clip	4	卡扣	用的是扎带
15	M69006-25T11		1	齿轮泵出油胶管	1600
	M69006-30T11		1	齿轮泵出油胶管	1700
16	52104-30T11	Clip	4	抱箍	
17	69004-30T11	Hose	1	分配器下回油管	
18	05787-0816A	Bolt	1	螺栓M8×16	
19	35510-30T11	Clip	2	双钢丝卡箍φ35-51	
20	00093-1001A	shim	2	垫圈10	
21	05787-0820A	Bolt	6	螺栓M8×20	
22	00160-30T11	Clip	1	双钢丝卡箍φ9-16	
23	05787-0830A	Bolt	2	螺栓M8×30	

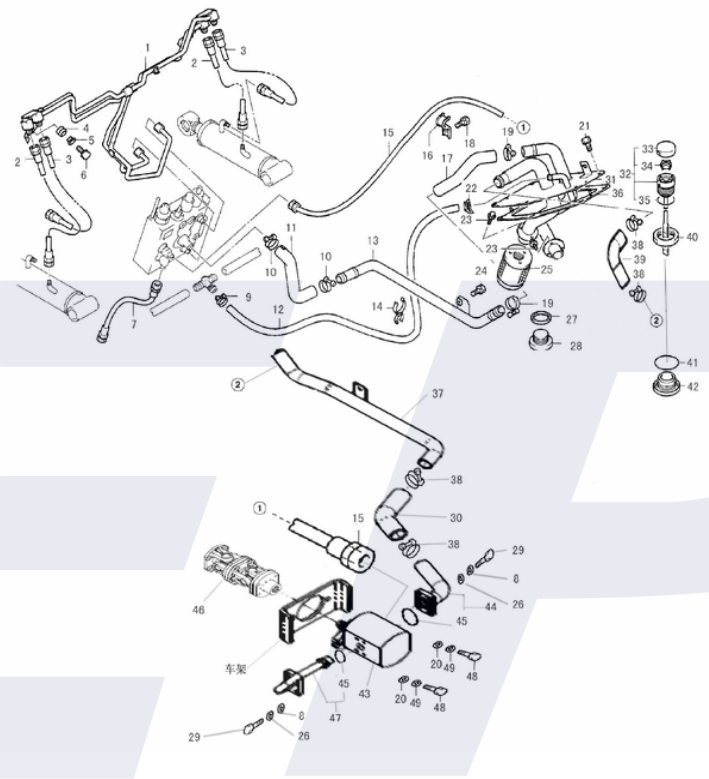
备注2  
Remark2

液压系统(Mazda F2. 2)

HYDRAULIC SYSTEM(Mazda)

图38-1

Fig 38-1



F2. 2  
F2. 2

序号	图号	零部件名称	数量	备注
Item No	Part No	Description	QTY	Remark
24	05782-0816A	Bolt	螺栓M8×16	4
25	17502-30T11	Strainer	滤油器	1
26	00093-0801A	shim	垫圈8	8
27	00987-2400A	Gasket	组合垫24	1
28	50306-30T01	Plug	放油螺塞	1
29	05781-00820	Bolt	螺栓M8×20	8
30	M690A5-25T11		齿轮泵下吸油管	1
31	17600-30T11	Cover Plate ass'y	液压油箱盖总成	1
32	50009-30T11	Oiling cap ass'y	加油盖总成	1
33	50009A-30T11	Oiling cap	加油盖	1
34	50009B-30T11	Strainer	滤网	1
35	50009C-30T11	Seal	密封圈	1
36	17501-30T11	Cover gasket	液压油箱盖垫	1
37	M699A0-25T11		齿轮泵吸油钢管总成	1
38	35510-30T11	Clip	双钢丝卡箍φ35-51	4
39	M69005-25T11	Hose H. P.	齿轮泵吸油管	1
40	17202-30T11	Tube ring	加油管口	1
41	00987-2400A	O-ring	组合垫24	1
42	50306-30T01	Plug	放油螺塞	1
43	M69100-30T11	Hydraulic pump	齿轮泵	1 CBFZ-F32AFXH
44	M11600-25T12	Connector	齿轮泵进油接头总成	1
45	01235-28355	O-ring	O形圈28×3.55	1
46	M11700-25T11		传动轴	1
47	M11500-25T12	Connector	齿轮泵出油接头总成	1

备注2

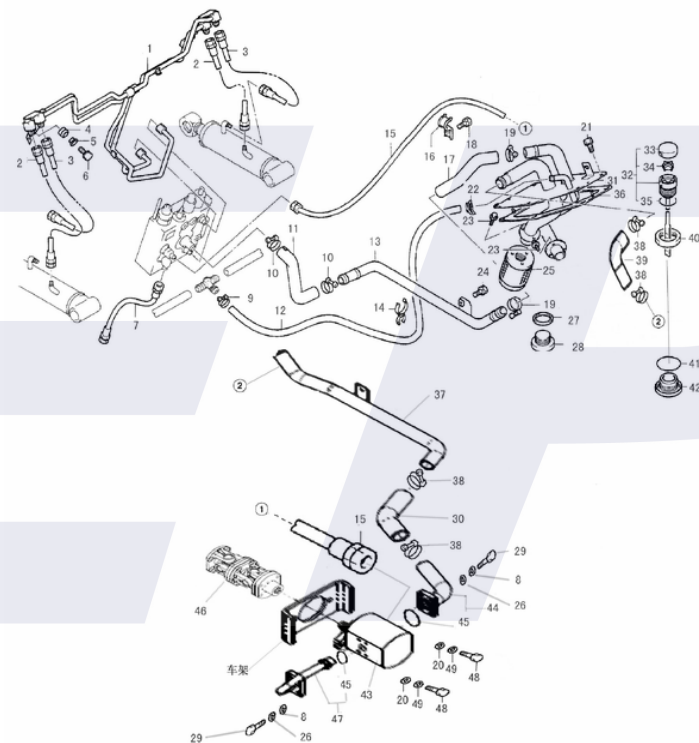
液压系统(Mazda F2. 2)

HYDRAULIC SYSTEM(Mazda)

图38-1

Fig 38-1

50009-30T11  
50009-30T11  
50009-30T11



序号	图号	零部件名称	数量	备注
Item No	Part No	Description	QTY	Remark
48	05782-1040A	Bolt	2	
49	00097-1001A	shim	2	

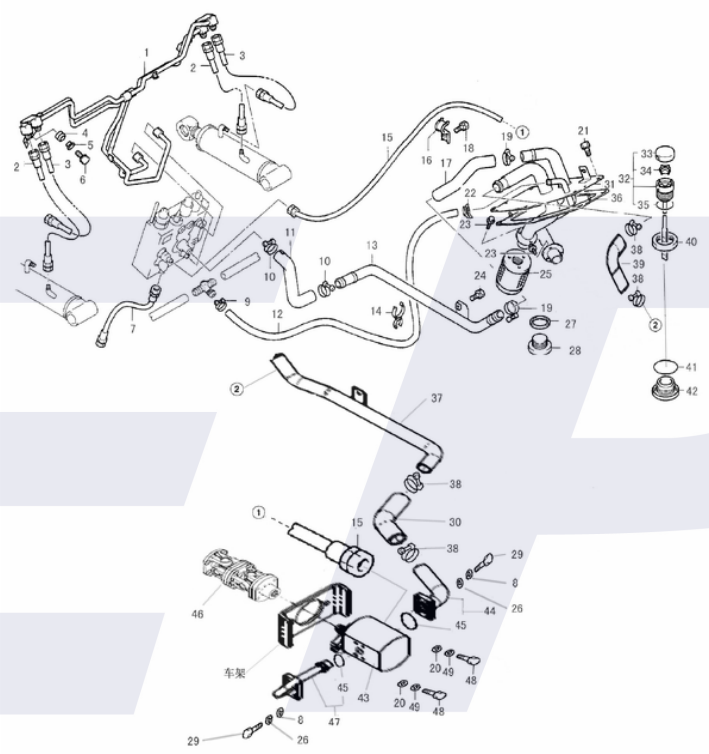
备注2  
Remark2

液压系统 (Mazda F2. 2)

图38-1

HYDRAULIC SYSTEM (Mazda)

Fig 38-1

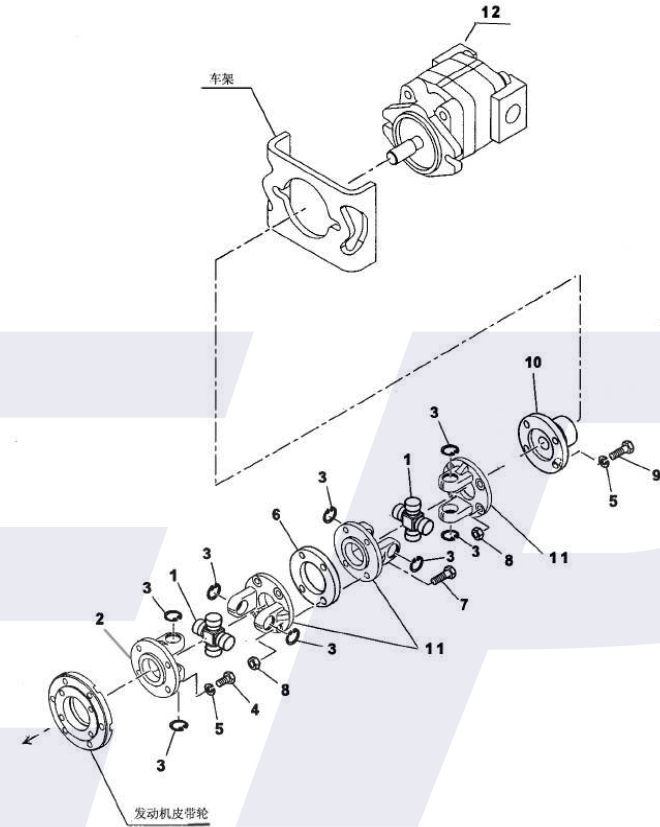


序号	图号	零部件名称	数量	备注
Item No	Part No	Description	QTY	Remark
1	M11703-25T11	十字轴	2	
2	M11701-25T11	连接凸缘	1	
3	00893-2000A	Snap ring	挡圈20	2
4	05785-0820A	Bolt M8×1.0×20	螺栓M8×1.0×20	4
5	00093-0801A	shim	垫圈8	12
6	M11704-25T11	凸缘连接法兰	1	
7	05781-00835	Bolt	螺栓M8×35	4
8	06170-0800A	Nut	螺母M8	8
9	05781-00825	Bolt	螺栓M8×25	4
10	M11705-25T12	齿轮泵连接盘	1	
11	M11706-25T11	连接凸缘(后)	3	

备注2	Remark2
	M11700-25T11
	M11700-25T11
	M11700-25T11
	M11700-25T11

万向传动轴 (Mazda F2.2)  
图38-2

Shaft - Hydraulic pump  
Fig 38-2

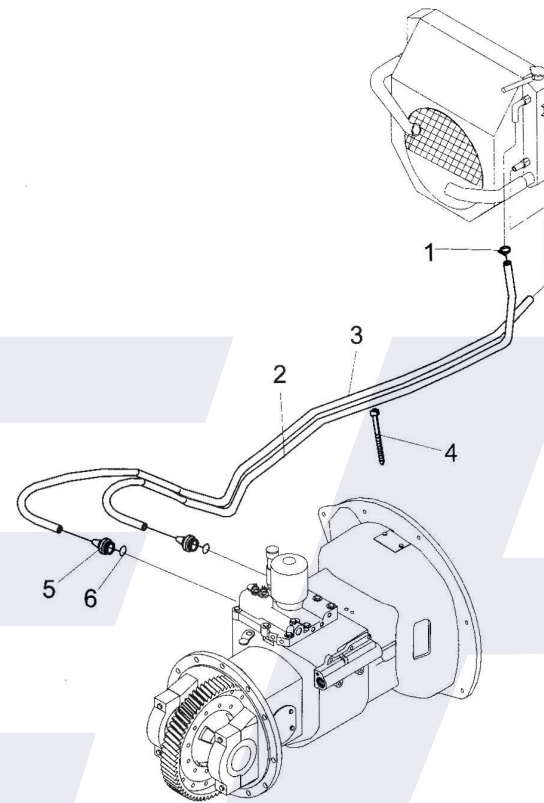


序号	零件编号	零部件名称	数量	备注
Item No	Part No	Description	QTY	Remark
1	690A1-30T11	Clip	4	双钢丝卡箍 $\phi 13-19$
2	690A2-30T11	Hose, cooling	1	油冷却胶管
3	690A3-30T11	Hose, cooling	1	油冷却胶管
4	690A4-30T11	Band	2	捆扎带 ZD200x8
5	690A5-30T11	Connector	2	直通接头
6	690A6-30T11	Seal	2	组合密封垫圈 14

备注2  
Remark2

变矩器油冷却系统  
图39

TOR-CON OIL COOLING SYSTEM  
Fig 39

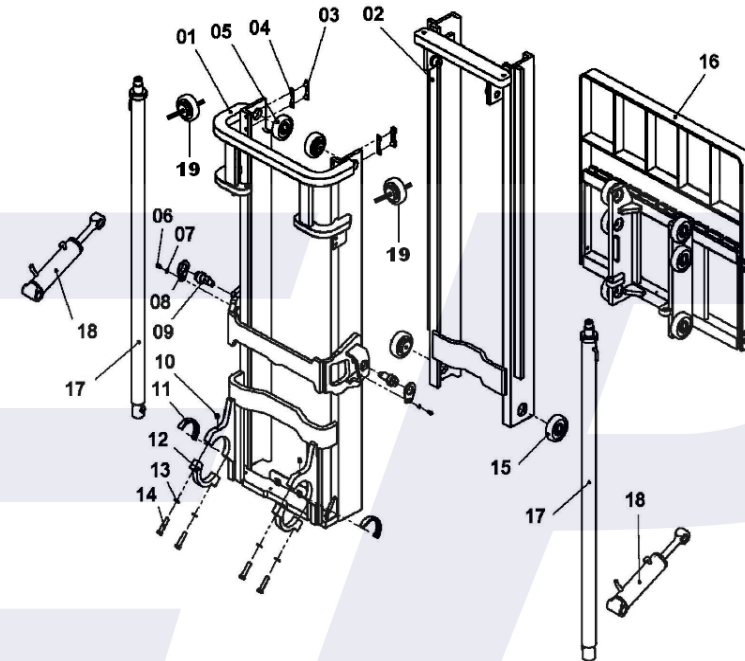


序号	零件编号	零部件名称	数量	备注
Item No	Part No	Description	QTY	Remark
1	59100-30T01	Mast, outer	外门架	1 FD30T
	59100-25T01	Mast, outer	外门架	1 FD20、25T
2	59200-30T01	Mast, inner	内门架	1 FD30T
	59200-25T01	Mast, inner	内门架	1 FD20、25T
3	58A03-30T11	Plate, guide	导板	2
4	58A04-30T01	Shim, adjusting	导板调整垫	2
5	59117-30T11	Roller	滚轮	2
6	05782-0820A	Bolt	螺栓M8x20	4
7	00093-0801A	Washer	垫圈8	4
8	58A09-30T01	Plate, lock	前轴固定板	2
9	58A08-30T01	Pin axle	倾斜油缸前轴	2
10	01153-1045L	Cup	油杯45°	2
11	58A01-30T01	Bushing	门架轴瓦	2
12	58A02-30T01	Cap, bearing	轴承盖	2
13	000931601A	Shim	垫圈16	4
14	05785-1670A	Bolt	螺栓M16x1.5x70	4
15	59A00-30T11	Roller	滚轮	2
16	59500-30T01	Carriage ass'y	滑架	1 FD30T
17	58300-30T11	Lift cylinder	起升油缸总成	2 FD30T-2W300
	58300-25T11	Lift cylinder	起升油缸总成	2 FD20 25T-2W300
	25-2W330-58300	Lift cylinder	起升油缸总成	2 FD30T-2W330
	30-2W330-58300	Lift cylinder	起升油缸总成	2 FD20 25T-2W330
	25-2W400-58300	Lift cylinder	起升油缸总成	2 FD30T-2W400
	30-2W400-58300	Lift cylinder	起升油缸总成	2 FD20 25T-2W400
18	58600-30T11	Tilt cylinder	倾斜油缸	2

备注2  
Remark2

门架 (2W)  
图40

MAST (2W)  
Fig 40





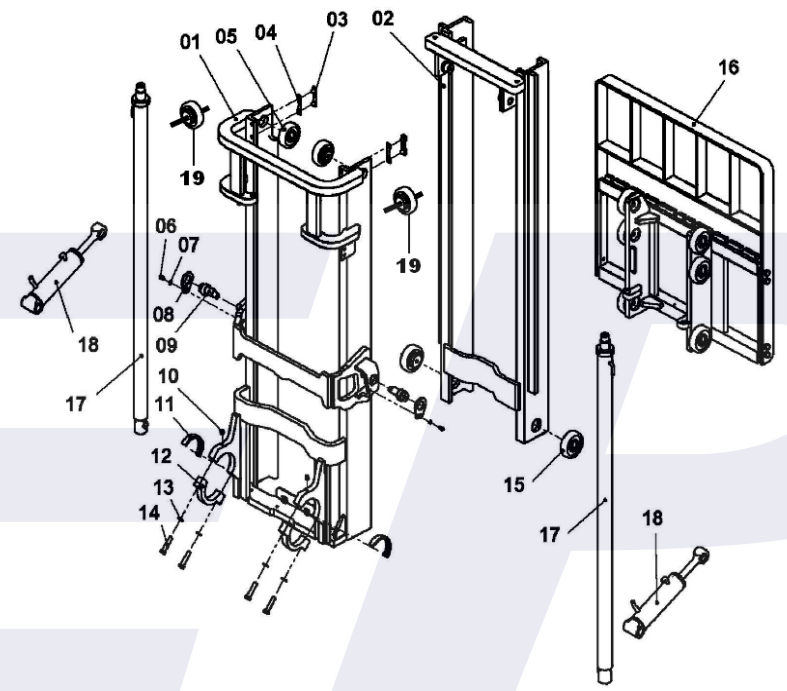
序号	零件编号	零部件名称	数量	备注
Item No	Part No	Description	QTY	Remark
19	59501-30T11	Side roller	侧滚轮	2
门架 (2W) 高度系列 Mast (2W) Series				
	58A00-25T01	MAST ASSY	门架总成	1 FD25T-2W300
	58A00-30T01	MAST ASSY	门架总成	1 FD30T-2W300
	25-2W330-58A00	MAST ASSY	门架总成	1 FD25T-2W330
	30-2W330-58A00	MAST ASSY	门架总成	1 FD30T-2W330
	25-2W400-58A00	MAST ASSY	门架总成	1 FD25T-2W400
	30-2W400-58A00	MAST ASSY	门架总成	1 FD30T-2W400

备注2

图40

Fig 40

Remark2

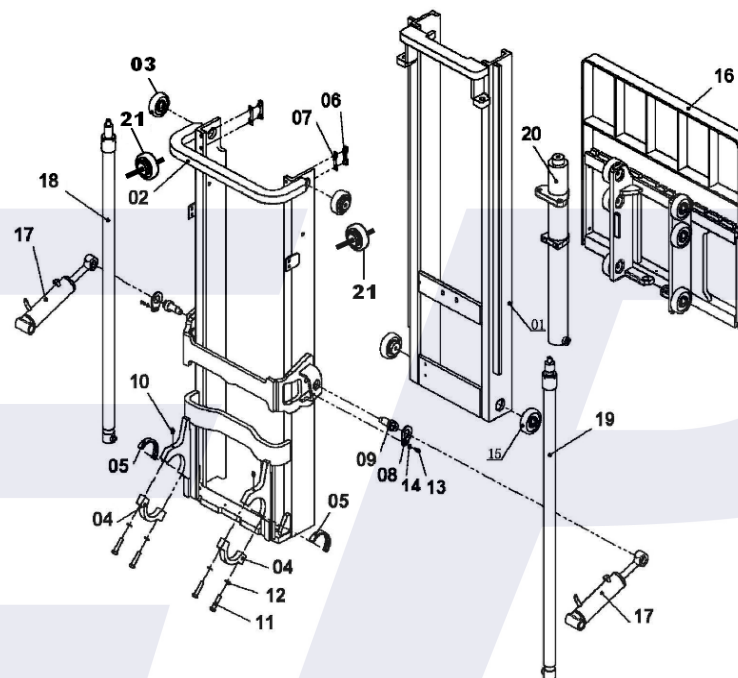


序号	零件编号	零部件名称	数量	备注
Item No	Part No	Description	QTY	Remark
1	5F200-30T01	Mast, inner	内门架	1 FD30T
	5F200-25T01	Mast, inner	内门架	1 FD20、25T
2	5F100-30T01	Mast, outer	外门架	1 FD30T
	5F100-25T01	Mast, outer	外门架	1 FD20、25T
3	59117-30T11	Roller	滚轮	2
4	58A02-30T01	Cap, bearing	轴承盖	2
5	58A01-30T01	Bushing	门架轴瓦	2
6	58A03-30T11	Plate, guide	导板	2
7	58A04-30T01	Shim, adjusting	导板调整垫	2
8	58A09-30T01	Plate, lock	前轴固定板	2
9	58A08-30T01	Pin axle	倾斜油缸前轴	2
10	01153-1045L	Cup	油杯45°	2
11	05785-1670A	Bolt	螺栓M16x1.5x70	4
12	00093-1601A	Shim	垫圈16	4
13	05782-0820A	Bolt	螺栓M8x20	4
14	00093-0801A	Washer	垫圈8	4
15	59A00-30T11	Roller	滚轮	2 J-mast
16	5F500-30T01	Carriage ass'y	滑架	1 FD30T
	5F500-25T01	Carriage ass'y	滑架	1 FD20、25T
17	58600-30T11	Tilt cylinder	倾斜油缸	2
18	5F400-30T11	Lift cylinder, left	起升油缸(左)	1 FD30T-2F300
	30-2F330-5F400	Lift cylinder, left	起升油缸(左)	1 FD30T-2F330
	30-2F350-5F400	Lift cylinder, left	起升油缸(左)	1 FD30T-2F350
	5F400-25T11	Lift cylinder, left	起升油缸(左)	1 FD25T-2F300
	25-2F330-5F400	Lift cylinder, left	起升油缸(左)	1 FD25T-2F330
	25-2F350-5F400	Lift cylinder, left	起升油缸(左)	1 FD25T-2F350

备注2  
Remark2

门架(2F)  
图41

MAST(2F)  
Fig 41

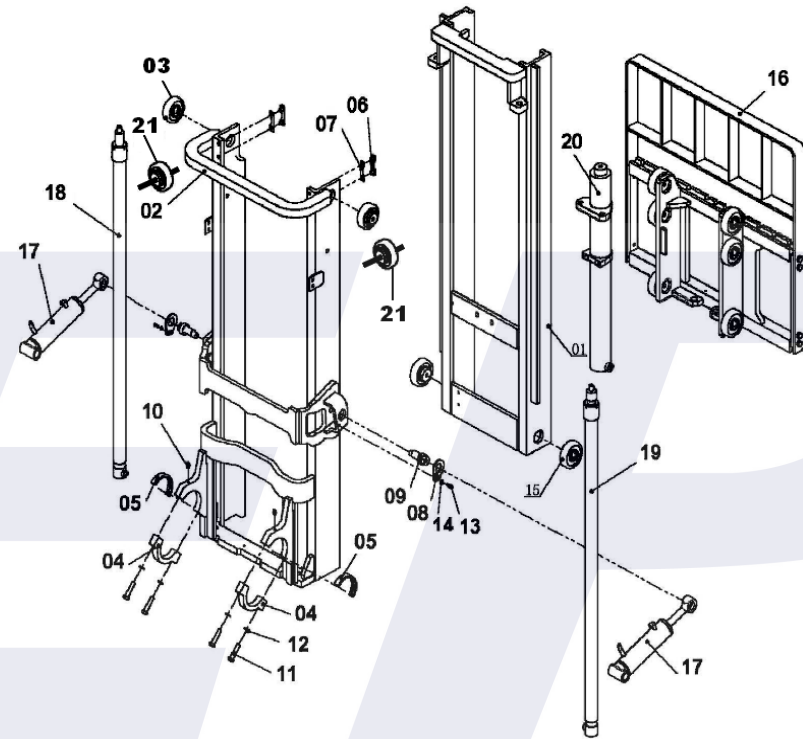


序号	零件编号	零部件名称	数量	备注
Item No	Part No	Description	QTY	Remark
19	5F300-30T11	Lift cylinder, right	起升油缸 (右)	1 FD30T-2F300
	30-2F330-5F300	Lift cylinder, left	起升油缸 (左)	1 FD30T-2F330
	30-2F350-5F300	Lift cylinder, left	起升油缸 (左)	1 FD30T-2F350
	5F300-25T11	Lift cylinder, left	起升油缸 (左)	1 FD25T-2F300
	25-2F330-5F300	Lift cylinder, left	起升油缸 (左)	1 FD25T-2F330
	25-2F350-5F300	Lift cylinder, left	起升油缸 (左)	1 FD25T-2F350
20	49F00-30T11	Free lift cylinder	自由起升油缸	1 FD30T-2F300
	30-2F330-49F00	Free lift cylinder	自由起升油缸	1 FD30T-2F330
	30-2F350-49F00	Free lift cylinder	自由起升油缸	1 FD30T-2F350
	49S00-25T11	Free lift cylinder	自由起升油缸	1 FD25T-2F300
	25-2F330-49S00	Free lift cylinder	自由起升油缸	1 FD25T-2F330
	25-2F350-49S00	Free lift cylinder	自由起升油缸	1 FD25T-2F350
21	59501-30T11	Side roller	侧滚轮	2
门架 (2F) 高度系列 Mast (2F) Series				
	58F00-25T01	Mast Ass'y	门架总成	1 2F300
	58F00-30T01	Mast Ass'y	门架总成	1 2F300
	25-2F330-58F00	Mast Ass'y	门架总成	1 2F330
	30-2F330-30T01	Mast Ass'y	门架总成	1 2F330
	25-2F350-58F00	Mast Ass'y	门架总成	1 2F350
	30-2F350-58F00	Mast Ass'y	门架总成	1 2F350

备注2  
Remark2

门架 (2F)  
图41

MAST (2F)  
Fig 41

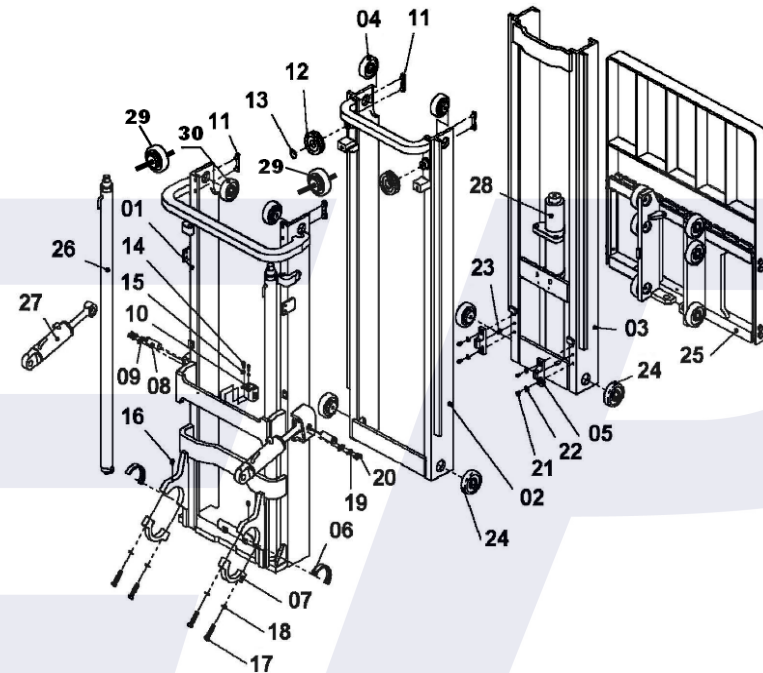


序号	零件编号	零部件名称	数量	备注
Item No	Part No	Description	QTY	Remark
1	57S00-30T01	Mast, outer	外门架	1 FD30T
	57S00-25T01	Mast, outer	外门架	1 FD20、25T
2	56S00-30T01	Mast, middle	中门架	1
3	55S00-30T01	Mast, inner	内门架	1
4	59700-30T11	Roller	滚轮	2
5	55S01-30T01	Cup, chain	内门架链条座	2
6	58A01-30T01	Bushing	门架轴瓦	2
7	58A02-30T01	Cap, bearing	轴承盖	2
8	58S19-30T01	Pin, tilt cylinder	倾斜油缸销轴	2
9	58S20-30T01	Plate	挡板	2
10	57S11-30T01	Three way connector	三通	1
11	58A03-30T11	Plate, guide	导板	4
12	59800-30T11	Sheave	链轮	2
13	08942-4000B	Clip	卡簧	40 2
14	05782-0820A	Bolt	螺栓M8x20	2
15	00093-0801A	Washer	垫圈8	2
16	01153-1045L	Cup	油杯45°	2
17	05785-1670A	Bolt	螺栓M16x1.5x70	4
18	000931601A	Shim	垫圈16	4
19	05782-0820A	Bolt	螺栓M8x20	4
20	00093-0801A	Washer	垫圈8	4
21	00070-1230A	Bolt	螺钉M12x1.25x30	4
22	00093-1201A	Shim	垫圈12	4
23	00119-1230B	Pin	销D12x30	2
24	59A00-30T11	Roller	滚轮	4

备注2  
Remark2

门架 (3F)  
图42

MAST (3F)  
Fig 42

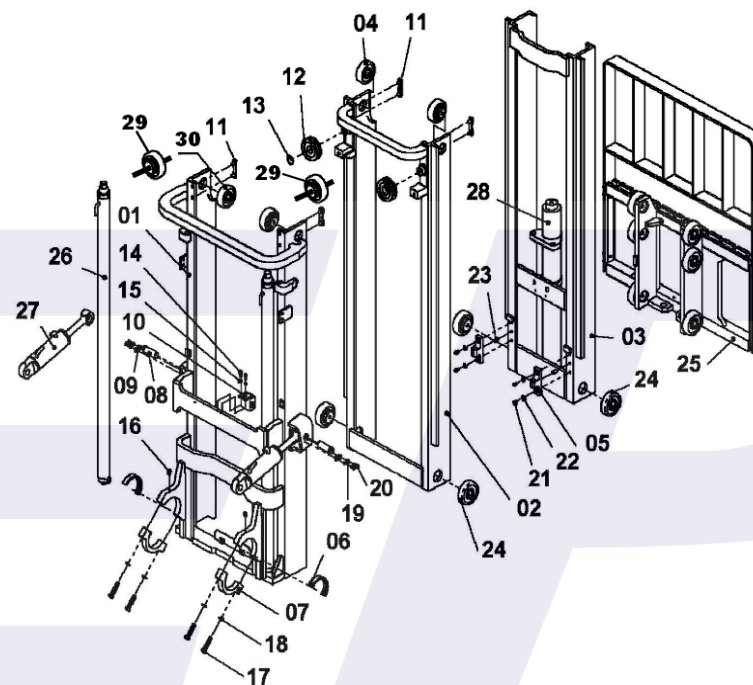


序号	零件编号	零部件名称	数量	备注
Item No	Part No	Description	QTY	Remark
25	54S00-30T01	Carriage ass'y	滑架	1 FD30T
	54S00-25T01	Carriage ass'y	滑架	1 FD20、25T
26	48S00-30T11	Lift cylinder	起升油缸	2
	3F430-48S00	Lift cylinder	起升油缸	2
	3F480-48S00	Lift cylinder	起升油缸	2
	3F500-48S00	Lift cylinder	起升油缸	2
	3F530-48S00	Lift cylinder	起升油缸	2
	3F550-48S00	Lift cylinder	起升油缸	2
	3F600-48S00	Lift cylinder	起升油缸	2
27	53S00-30T11	Tilt cylinder	倾斜油缸	2
	3F550-53S00	Tilt cylinder	倾斜油缸	2
28	49S00-30T11	Free lift cylinder	自由起升油缸	1
	3F430-49S00	Free lift cylinder	自由起升油缸	1
	3F480-49S00	Free lift cylinder	自由起升油缸	1
	3F500-49S00	Free lift cylinder	自由起升油缸	1
	3F530-49S00	Free lift cylinder	自由起升油缸	1
	3F550-49S00	Free lift cylinder	自由起升油缸	1
	3F600-49S00	Free lift cylinder	自由起升油缸	1
29	59501-30T11	Side roller	侧滚轮	2
30	59117-30T11	Roller	滚轮	2

备注2  
Remark2

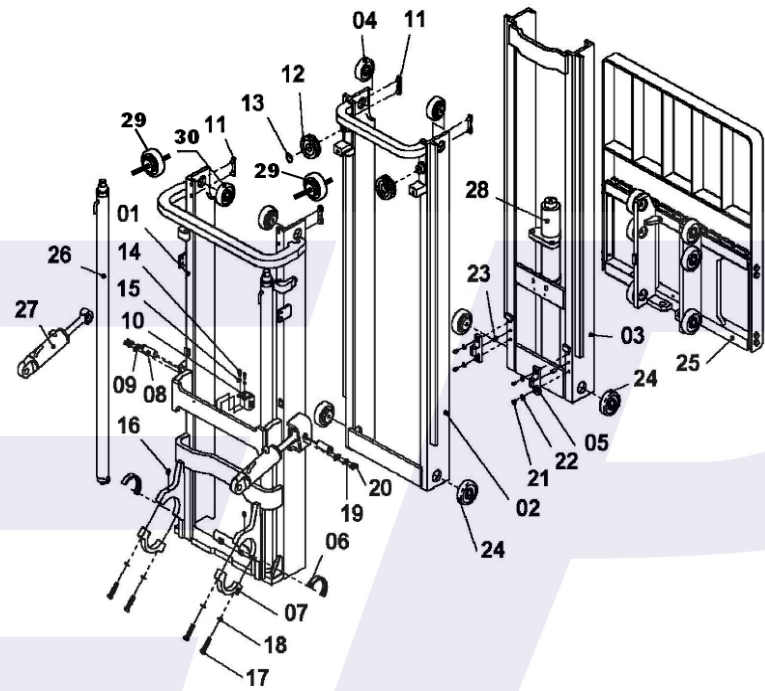
门架 (3F)  
图42

MAST (3F)  
Fig 42



序号	零件编号	零部件名称	数量	备注
Item No	Part No	Description	QTY	Remark
	25-3F430-58S00	门架 (3F) 高度系列 Mast (3F) Series	1	FD25T-3F430
	58S00-25T01	门架 (3F) 高度系列 Mast (3F) Series	1	FD25T-3F450
	25-3F480-58S00	门架 (3F) 高度系列 Mast (3F) Series	1	FD25T-3F480
	25-3F500-58S00	门架 (3F) 高度系列 Mast (3F) Series	1	FD25T-3F500
	25-3F550-58S00	门架 (3F) 高度系列 Mast (3F) Series	1	FD25T-3F550
	25-3F600-58S00	门架 (3F) 高度系列 Mast (3F) Series	1	FD25T-3F600
	30-3F430-58S00	门架 (3F) 高度系列 Mast (3F) Series	1	FD30T-3F430
	58S00-30T01	门架 (3F) 高度系列 Mast (3F) Series	1	FD30T-3F450
	30-3F480-58S00	门架 (3F) 高度系列 Mast (3F) Series	1	FD30T-3F480
	30-3F500-58S00	门架 (3F) 高度系列 Mast (3F) Series	1	FD30T-3F500
	30-3F550-58S00	门架 (3F) 高度系列 Mast (3F) Series	1	FD30T-3F550
	30-3F600-58S00	门架 (3F) 高度系列 Mast (3F) Series	1	FD30T-3F600

备注2 门架 (3F) MAST (3F)  
Remark2 图42 Fig 42

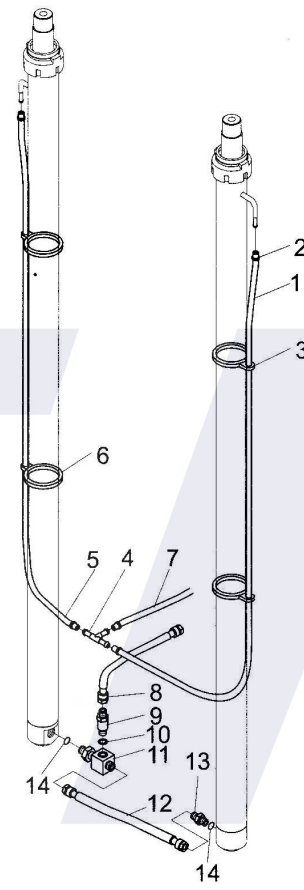


序号	零件编号	零部件名称	数量	备注
Item No	Part No	Description	QTY	Remark
1	690B1-30T01	Tube vinyl	塑料回油管	1
2	690B2-30T01	Clip	夹箍10-16	6
3	690B3-30T01	Band	回油管管夹片	4
4	69008-30T01	Three way connector	三通接头	1
5	690B5-30T01	Tube vinyl	塑料回油管	1
6	690B6-30T01	Band	回油管管夹片	4
7	690B7-30T01	Tube vinyl	塑料回油管	1
8	690B8-30T01	Hose H. P.	高压胶管	1
9	59900-30T11	Flow regulator	限速阀	1 FD30T
	59900-25T11	Flow regulator	限速阀	1 FD20 25T
10	690B9-30T11	Washer	组合垫圈	22 1
11	59600-30T11	Three way connector	三通接头	1
12	69D00-25T01	Hose H P	高压胶管	1
13	58A10-30T11	Through type connector	直通接头	1
14	01235-22240	O-ring	O形密封圈22x2.4	2

备注2  
Remark2

门架管路系统 (2W)  
图43

HYDRAULIC SYSTEM MAST (2W)  
Fig 43

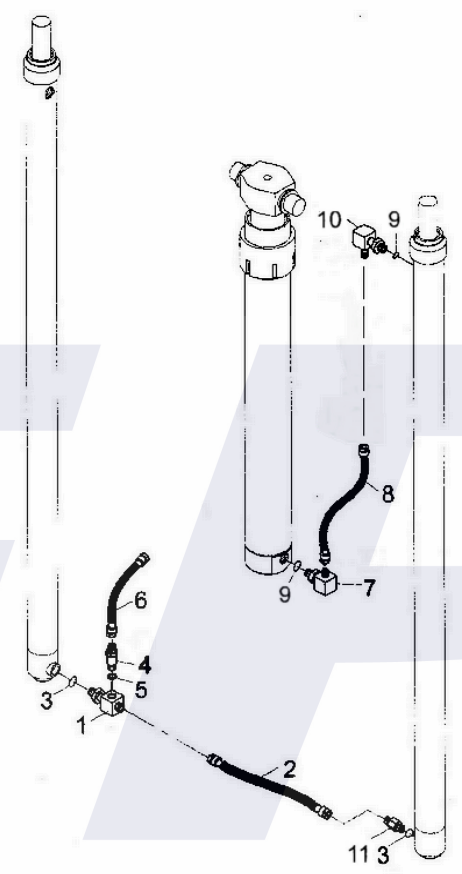


序号	零件编号	零部件名称	数量	备注
Item No	Part No	Description	QTY	Remark
1	690B4-30T01	Three way connector	三通接头	1
2	69D00-25T01	Hose H P	高压胶管	1
3	01235-20240	O-ring	O形密封圈20x2.4	2
4	59900-30T11	Flow regulator	限速阀	1 FD30T
	59900-25T11	Flow regulator	限速阀	1 FD20 25T
5	690B9-30T11	Washer	组合垫圈22	1
6	67G00-30T11	Hose H. P.	高压胶管	1
7	58S14-30T11	Connector	直角接头	1
8	58F02-30T11	Hose H. P.	油管总成	1
9	01235-22240	O-ring	O形密封圈24x2.4	2
10	58S14-30T11	Connector	直角接头	2
11	58A10-30T11	Through type connector	直通接头	2

备注2  
Remark2

门架管路系统 (2F)  
图44

HYDRAULIC SYSTEM MAST (2F)  
Fig 44



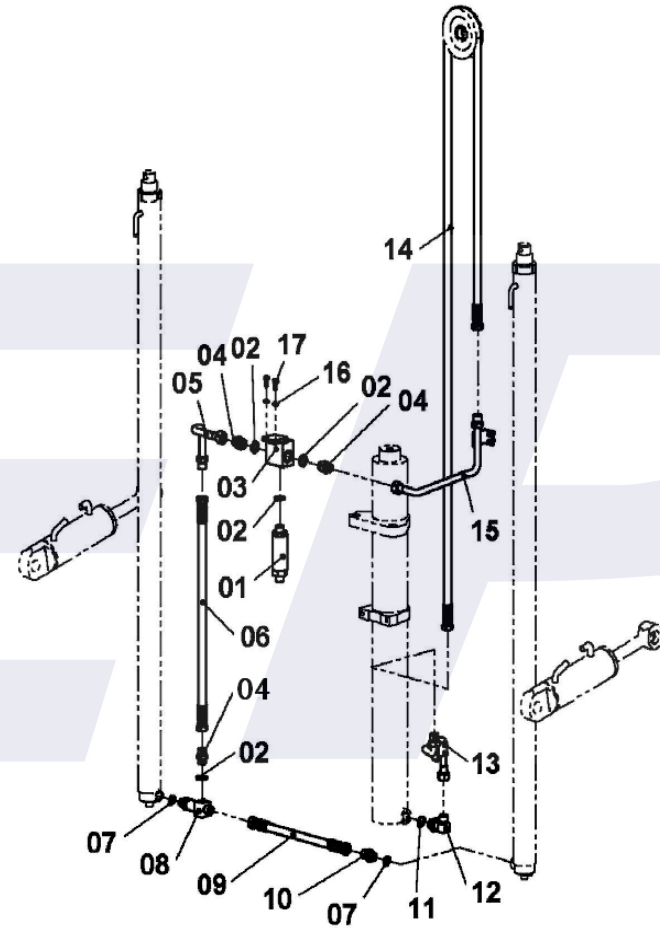


序号	零件编号	零部件名称	数量	备注
Item No	Part No	Description	QTY	Remark
1	59900-30T11	Flow regulator	限速阀	1 FD30T
	59900-25T11	Flow regulator	限速阀	1 FD20 25T
2	690B9-30T11	Washer	组合垫圈22	4
3	57S11-30T01	Three way connector	三通	1
4	58S05-30T11	Connector	三通下直通接头	3
5	58S24-30T11	Hydraulic pipe ass'y	提升缸硬管总成	1
6	58SA1-30T11	Hose, H. P ass'y	高压胶管	1
7	01235-20240	O-ring	O形密封圈20x2.4	2
8	59600-30T11	Three way connector	三通接头	1
9	58S12-30T11	Hose, H. P ass'y	高压胶管总成	1
10	58A10-30T11	Through type connector	直通接头	1
11	01235-22265	O-ring	O形密封圈22x2.65	2
12	58S14-30T11	Connector	直角接头总成	1
13	K25S184000	Hydraulic pipe ass'y	中缸硬管总成	1
14	S1145-30T11	Hydraulic pipe ass'y	中缸高压胶管	1 3f450
	S1143-30T11	Hydraulic pipe ass'y	中缸高压胶管	1 3f430
	S1148-30T11	Hydraulic pipe ass'y	中缸高压胶管	1 3f480
	S1150-30T11	Hydraulic pipe ass'y	中缸高压胶管	1 3f500
	S1155-30T11	Hydraulic pipe ass'y	中缸高压胶管	1 3f550
	S1160-30T11	Hydraulic pipe ass'y	中缸高压胶管	1 3f600
15	K25S182000	Hydraulic pipe ass'y	三通硬管总成	1
16	00093-0600A	Washer	垫圈8	2
17	05782-0820A	Bolt	螺栓M8x20	2

备注2  
Remark2

门架管路系统(3F)  
图45

HYDRAULIC SYSTEM MAST(3F)  
Fig 45



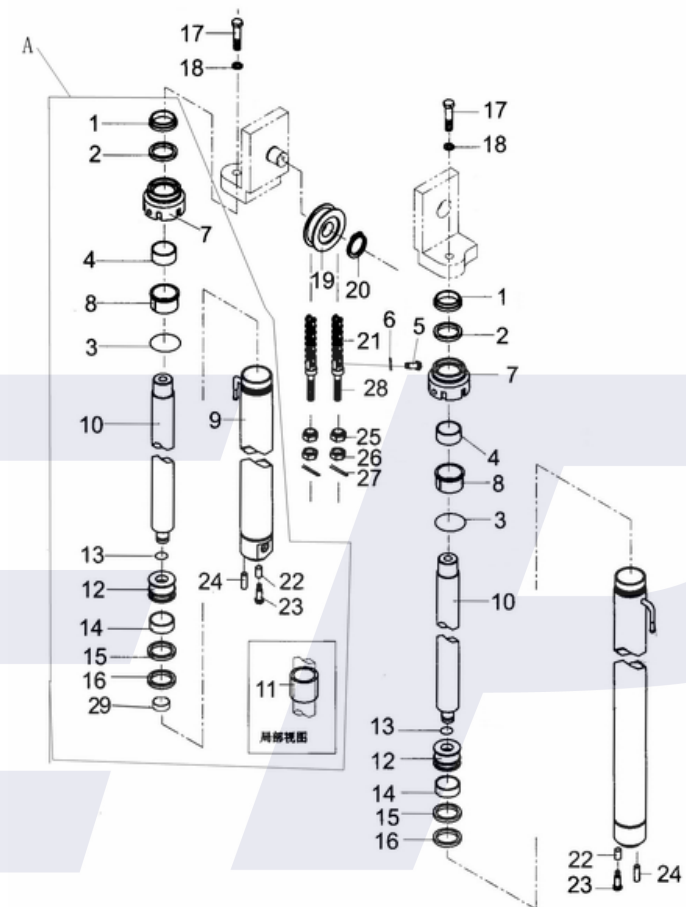
序号	零件编号	零部件名称	数量	备注	备注2	
Item No	Part No	Description	QTY	Remark	Remark2	
1	58301-30T11	Seal	防尘圈45x57x7/10	2	☆FD30T	58300-30T11-KIT
	58301-25T11	Seal	防尘圈DKB40x52x7/10	2	☆FD20 25T	58300-25T11-KIT
2	58302-30T11	Packing	密封圈45x55x6	2	☆FD30T	58300-30T11-KIT
	58302-25T11	Packing	密封圈40x50x6	2	☆FD20 25T	58300-25T11-KIT
3	01235-55265	O-ring	O形圈55.6x2.4	2	☆FD30T	58300-30T11-KIT
	01235-68310	O-ring	O形圈49.7x2.4	2	☆FD20 25T	58300-25T11-KIT
4	58303-30T11	Bushing	钢背轴承(4530)	2	FD30T	
	58303-25T11	Bushing	钢背轴承(4030)	2	FD20 25T	
5	58502-30T01	Pin	销轴	4		
6	00091-3220A	Pin	开口销3.2x20	4		
7	58305-30T11	Cap	导向套	2	FD30T	
	58305-25T11	Cap	导向套	2	FD20 25T	
8	58306-30T11	Sleeve	衬套	2	FD30T	
	58306-25T11	Sleeve	衬套	2	FD20 25T	
9	58307-30T11	Cylinder	缸体	2	FD30T	
	58307-25T11	Cylinder	缸体	2	FD20 25T	
10	58308-30T11	Rod	活塞杆	2	FD30T	
	58308-25T11	Rod	活塞杆	2	FD20 25T	
11	58309-30T11	Spacer	调整套	1	FD30T	
	58309-25T11	Spacer	调整套40.5x49xL2	1	FD20 25T	
12	58310-30T11	Piston	活塞	2	FD30T	需购买油缸总成
	58310-25T11	Piston	活塞	2	FD20 25T	需购买油缸总成
13	58311-30T11	Snap ring	钢丝挡圈	2		
14	58312-30T11	Wearing	支承环56x20x2.5	2	☆FD30T	58300-30T11-KIT
	58312-25T11	Wearing	支承环	2	☆FD20 25T	58300-25T11-KIT

起升油缸(2W)

LIFT CYLINDER(2W)

图46

Fig 46



序号	零件编号	零部件名称	数量	备注
Item No	Part No	Description	QTY	Remark
15	58313-30T11	Snap ring	挡片56x45x3	2 ☆FD30T
	58313-25T11	Snap ring	挡片50x40x3	2 ☆FD20 25T
16	58314-30T11	U-ring	U形密封圈56x45x7	2 ☆FD30T
	58314-25T11	U-ring	U形密封圈50x40x6	2 ☆FD20 25T
17	05785-1640A	Bolt	螺栓M16x1.5x40	2
18	00093-1600A	Washer	垫圈16	2
19	59800-30T11	Sheave	链轮	2
20	08941-4000A	Snap ring	弹性挡圈40	2
21	58503-30T11	Chain	链条LH1623x71	2
22	58315-30T11	Sleeve	隔套	2
23	05785-1225A	Bolt	螺栓M12x1.25x25	2
24	00119-1026B	Pin	销D10x26	2
25	06171-1815A	Nut	螺母M18x1.5	4
26	06171-1815A	Nut	螺母M18x1.5	4
27	00091-3030A	Pin	开口销3x30	4
28	58501-30T01	Chain connector	链条接头	4
29	58316-30T11	Cushion ring	缓冲环	1
	58300-30T11-KIT	Kit for lift cyl.— FD30T	起升油缸修理包	1 Remark☆
	58300-25T11-KIT	Kit for lift cyl.— FD20/25T	起升油缸修理包	1 Remark☆

备注2

Remark2

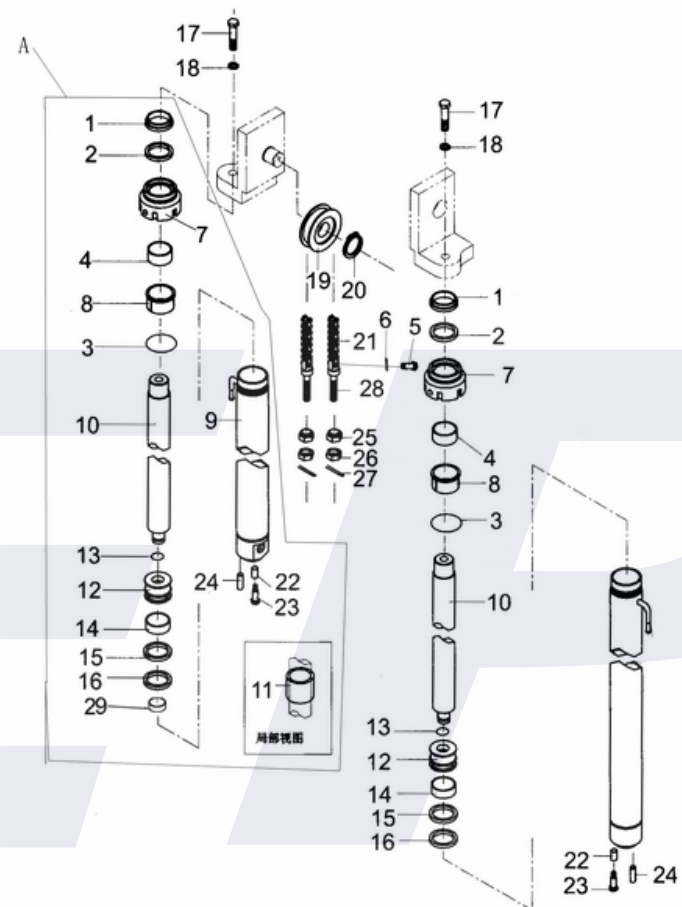
1.8/节

起升油缸(2W)

图46

LIFT CYLINDER(2W)

Fig 46





序号	零件编号	零部件名称	数量	备注
Item No	Part No	Description	QTY	Remark
25	06171-1815A	Nut	螺母M18x1.5	4
26	06171-1815A	Nut	螺母M18x1.5	4
27	00091-3030A	Pin	开口销3x30	4
28	58501-30T01	Chain connector	链条接头	4
29	58316-30T11	Cushion ring	缓冲环	1
	48S00-30T11-KIT	Kit for lift cyl.— FD30T	起升油缸修理包	1 Remark☆

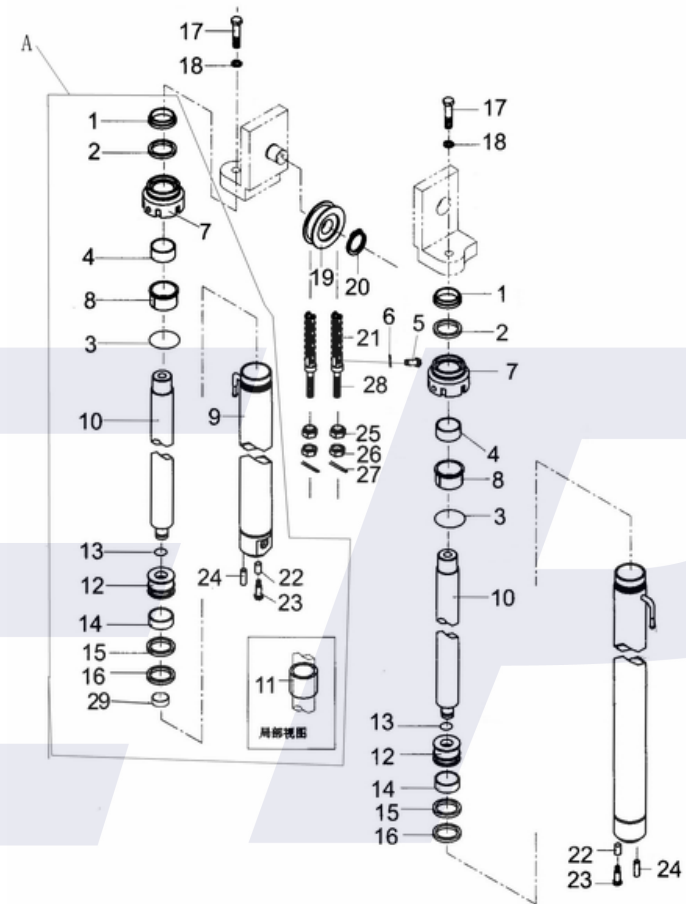
备注2  
Remark2

起升油缸 (3F)

图47

LIFT CYLINDER (3F)

Fig 47



序号	零件编号	零部件名称	数量	备注
Item No	Part No	Description	QTY	Remark
1	49S01-30T11	Cap	1	导向套
2	49S02-30T11	Dust ring	1	防尘圈60x74x8/11 ☆
3	49S08-30T11	Seal ring	1	密封环60x70x6 ☆
4	49S04-30T11	Snap ring	1	挡圈Φ12 ☆
5	01235-10031	O-ring seal	1	O形圈84.4x3.1 ☆
6	49S05-30T11	Snap ring	1	挡圈Φ22 ☆
7	49S06-30T11	Snap ring	1	挡片60x70x3 ☆
8	49S07-30T11	Wearing	1	支承环D85x20x2.5 ☆
9	00071-0610A	Screw	1	螺钉M5x5
10	49S12-30T11	Shim	1	垫片
11	49S03-30T11	Yx-ring seal	1	Yx密封圈85x70x9 ☆
12	49S13-30T11	Piston rod ass'y	1	柱塞杆总成
13	49S14-30T11	Cylinder body (front)	1	缸体
14	05785-1660A	Bolt	1	螺栓M16x1.5x60
15	00093-1600A	Washer, lock	1	垫圈16
16	58S04-30T01	Sheave seat	1	链轮轴
17	58S21-30T01	Stopper, chain	1	护链板
18	49S09-30T11	Bushing	1	钢背轴承6035
19	52S00-30T01	Chain ass'y	2	链条总成
20	59800-30T11	Sheave	2	链轮
21	08941-7000A	Snap ring	2	挡圈85x70x3
22	49S10-30T11	Spool	1	阀芯
23	49S11-30T11	Spring	1	弹簧
24	49S15-30T11	Seat, spring	1	弹簧座
25	06171-1815A	Nut	4	螺母M18x1.5
26	06171-1815A	Nut	4	螺母M18x1.5

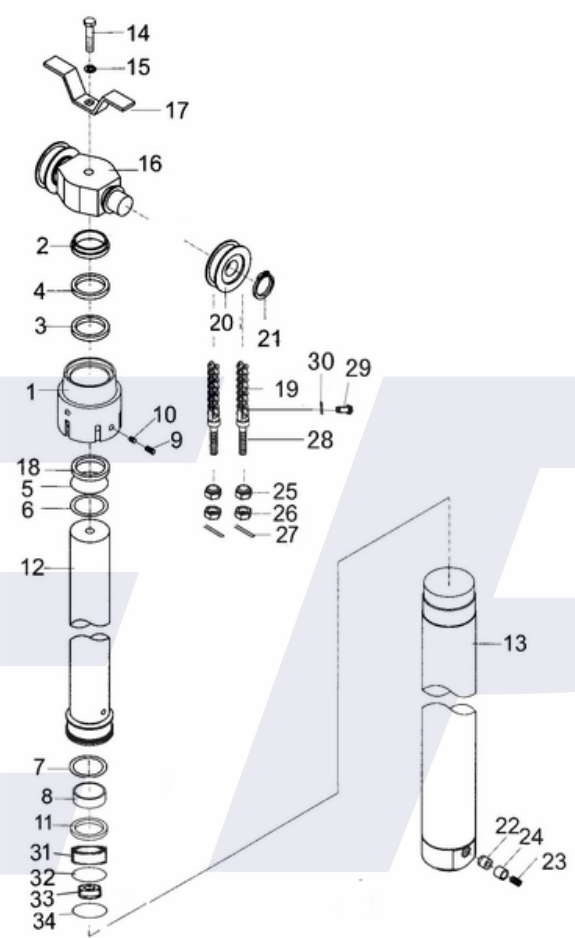
备注2  
Remark2

自由起升油缸 (2F/3F)

FREE LIFT CYLINDER (2F/3F)

图48

Fig 48



找不到相应的零件号

序号	零件编号	零部件名称	数量	备注
Item No	Part No	Description	QTY	Remark
27	00091-0330A	Pin	开口销3x30	4
28	58501-30T01	Chain connector	链条接头	4
29	58502-30T01	Pin	销轴	4
30	00091-3220A	Pin	开口销3x40	4
31	49S015-30T11	Bonnet	阀体	1 找不到相应的零件号
32	49S016-30T11	O-ring seal	O型密封圈77.5x3.55	1 ☆
33	49S017-30T11	Spool	阀芯	1 找不到相应的零件号
34	49S018-30T11	O-ring seal	O型密封圈d15.8*2.4	1 ☆
	49S00-30T11-KIT	Kit for free lift cvl.	自由起升油缸修理包	1 All☆Parts

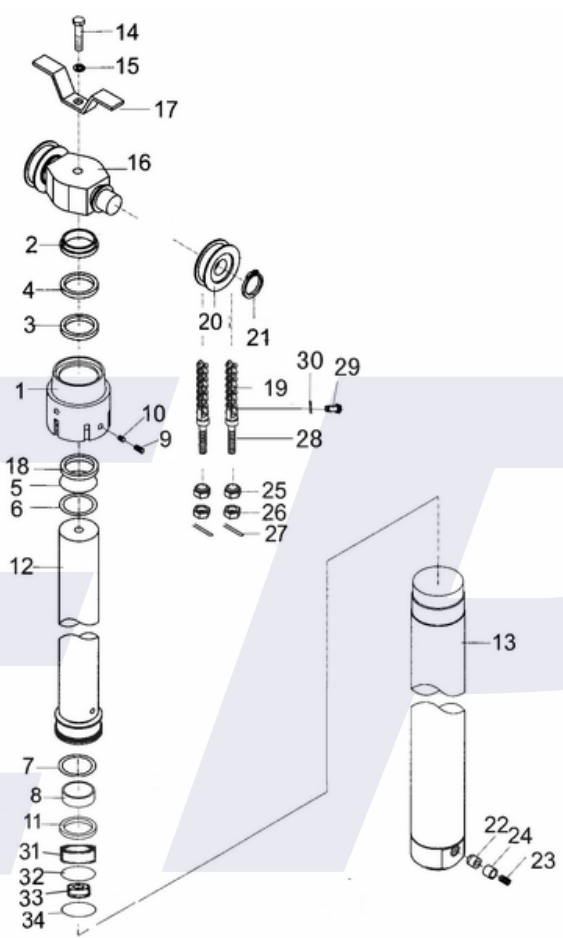
备注2  
Remark2

自由起升油缸 (2F/3F)

图48

FREE LIFT CYLINDER (2F/3F)

Fig 48



序号	零件编号	零部件名称	数量	备注
Item No	Part No	Description	QTY	Remark
1	5F301-30T11	Cap. cylinder	缸盖	2
2	01235-60310	O-ring seal	O形圈60x3.1	2 ☆
3	5F302-30T11	Snap ring	钢丝挡圈18	2
4	5F303-30T11	Yx-ring seal	Yx密封圈40x50x6	2 ☆
5	5F304-30T11	Snap ring	挡圈50x40x3	2
6	5F305-30T11	Dust ring	防尘圈DKB40x52x7/10	2 ☆
7	5F401-30T11	Joint rod	连接杆	1
8	5F306-30T11	Bushing	钢背轴承4030	2
9	00080-0608A	Screw	螺钉M6x8	4
10	01235-26240	O-ring seal	O形圈26x2.4	1 ☆
11	5F307-30T11	Spool	阀芯	1
12	5F308-30T11	Spring	弹簧	1
13	5F309-30T11	Plug	螺塞Z1/8"	4
14	00119-1025B	Pin	销D10x25	2
15	5F310-30T11	Spacer	隔套	2
16	5F311-30T11	Wearing	支承环50x45x15	2 ☆
17	5F312-30T11	Cylinder body (L.H —R.H)	缸体(左)	1
18	5F402-30T11	Piston rod ass'y R.H	右柱塞杆总成	1
19	5F313-30T11	Piston rod ass'y L.H	左柱塞杆总成	1
20	05785-1225A	Bolt	螺栓M12x1.25x25	2
21	5F314-30T11	Cylinder body (L.H —R.H)	缸体(右)	1
	5F300-30T11-KIT	Kit for lift cyl.	起升油缸修理包	1 All☆Parts

备注2

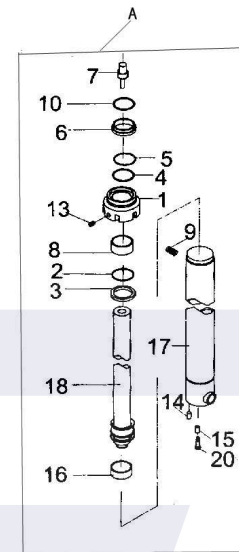
Remark2

起升油缸(2F)

图49

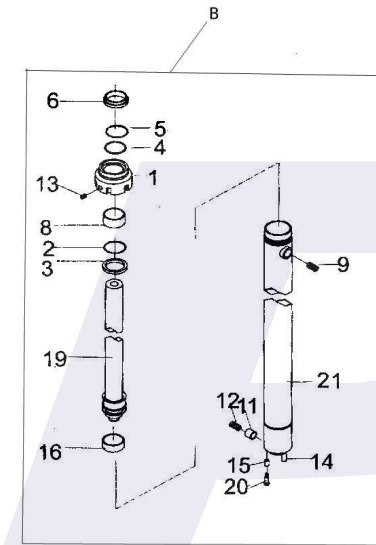
5F300-30T11-KIT

5F300-30T11-KIT



LIFT CYLINDER (2F)

Fig 49



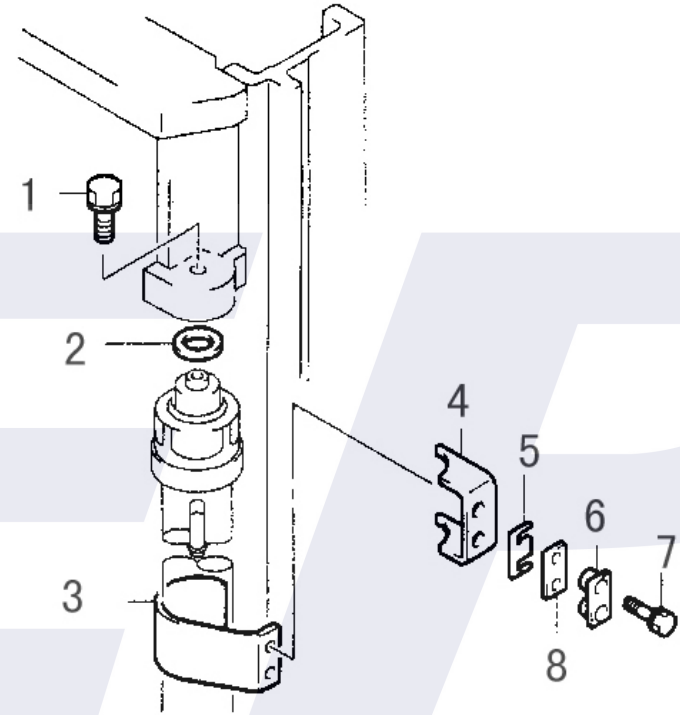


序号	零件编号	零部件名称	数量	备注
Item No	Part No	Description	QTY	Remark
1	05787-1650B	Bolt	螺栓M16x1.5x50	2
2	58A14-30T01	Spacer	调整垫	2组
3	58200-30T01	Support ,cylinder	油缸固定卡总成	2
	58200-25T01	Support ,cylinder	油缸固定卡总成	2
4	58A05-30T01	Support	油缸支承座	2
	58A05-25T01	Support	油缸支承座	2
5	58A12-30T01	Shim	油缸调整垫片	2组
6	58A06-30T01	Spacer	油缸调整垫	2
7	05787-1035B	Bolt	螺栓M10x35	4
8	58A13-30T01	Cushion	减震垫	2

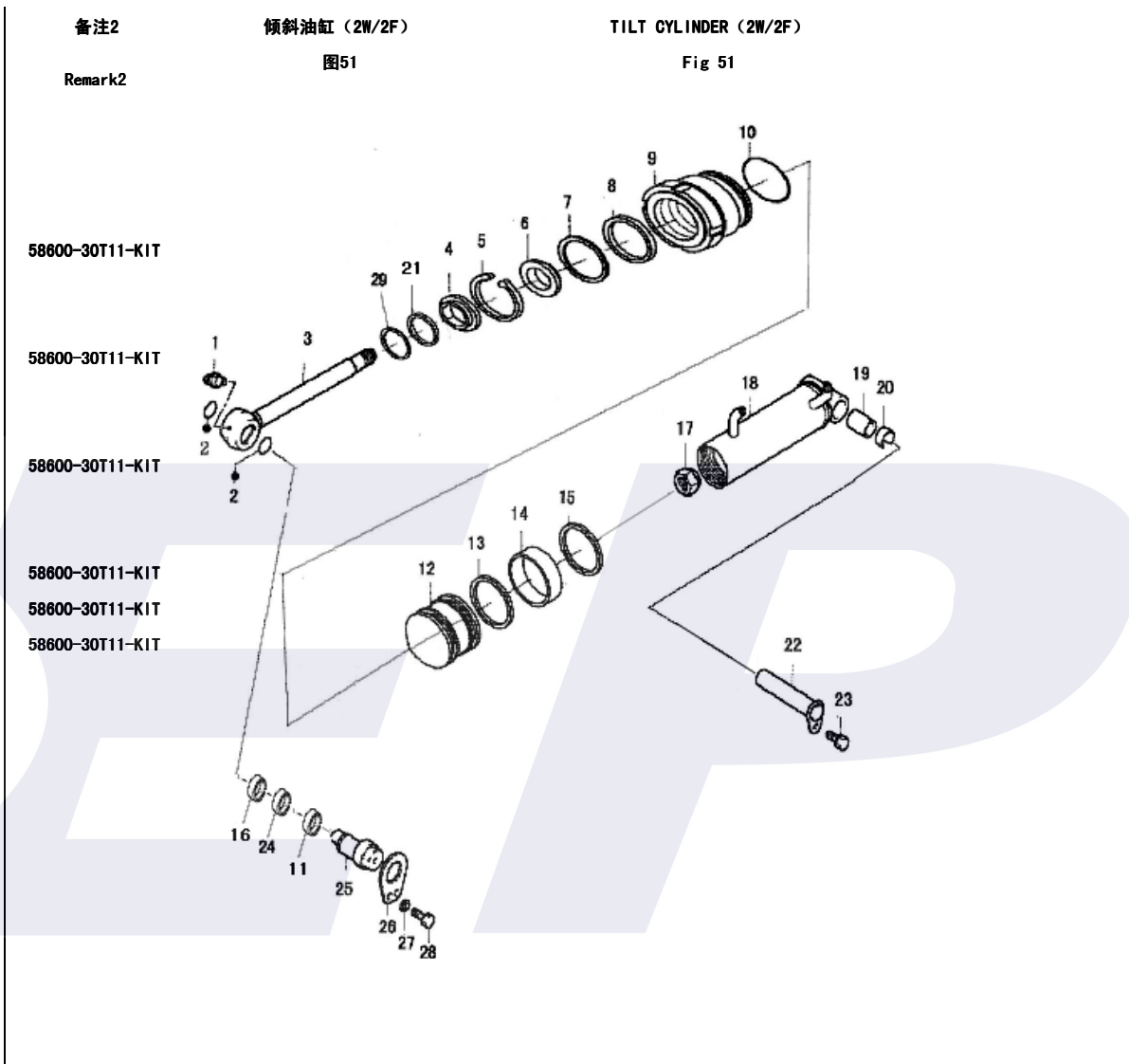
备注2  
Remark2

起升油缸安装  
图50

LIFT CYLINDER MOUNT  
Fig 50



序号	零件编号	零部件名称	数量	备注
Item No	Part No	Description	QTY	Remark
1	58601-30T11	Fitting grease 直通式滑脂嘴Z1/8"	2	
2	08932-0800A	Circlip 孔用挡圈47	3	
3	58602-30T11	Piston rod 活塞体	1	在活塞杆总成里
4	58603-30T11	Dust seal 防尘圈DKB30x47x7/10	2	☆
5	58604-30T11	Circlip 挡圈	2	
6	58605-30T11	Ring 挡圈	2	
7	58606-30T11	Seal 轴用密封圈30x43x10	1	☆
8	58607-30T11	Ring 挡片30x43x3	1	
9	58608-30T11	Guide sleeve 导向套	2	
10	01235-70310	O-ring O型密封圈70x3.1	2	☆
11	58A11-30T11	Bushing 倾斜缸限位挡圈	2	
12	58610-30T11	Piston rod 活塞	2	
13	58611-30T11	Seal 孔用密封圈70x60x6	2	☆
14	58612-30T11	Ring 支承环70x20x2.5	2	☆
15	58613-30T11	Seal 孔用密封圈	2	☆
16	58S23-30T11	Bushing 隔套	1	
17	58615-30T11	Nut 锁紧螺母M24x1.5	2	
18	58616-30T11	Tube, cylinder ass'y 缸体	2	
19	58S22-30T11	Bushing 隔套	2	
20	58618-30T11	Bushing 钢背轴承3025	2	
21	58621-30T11	Ring 挡片70x65.2x1.25	1	
22	50600-30T01	Pin 倾斜缸后轴总成	2	
23	05787-0820A	Bolt 螺栓M8x20	4	
24	58619-30T11	Bushing 关节轴承GE30ES	2	
25	58A08-30T01	Pin axle 倾斜油缸前轴	2	
26	58A09-30T01	Plate, lock 前轴固定板	2	



序号	零件编号	零部件名称	数量	备注
Item No	Part No	Description	QTY	Remark
27	00093-0801A	Washer	垫圈8	2
28	05782-0820A	Bolt	螺栓M8x20	2
29	58620-30T11	O-ring	O型密封圈d20.8x2.4	1
	58600-30T11-KIT	Kit for tilt cyl.	倾斜油缸修理包	1 All☆Parts

备注2  
Remark2

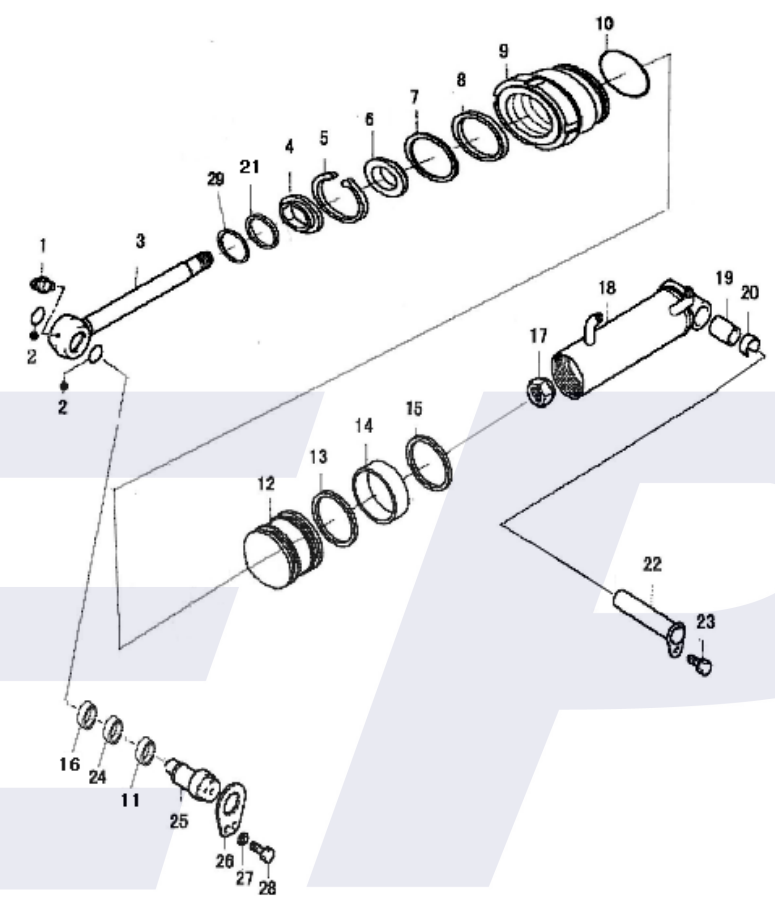
内容及价格与3T修理包相同

倾斜油缸 (2W/2F)

图51

TILT CYLINDER (2W/2F)

Fig 51



序号	零件编号	零部件名称	数量	备注
Item No	Part No	Description	QTY	Remark
1	53S01-30T11	Fitting grease	耳环	2
2	58601-30T11	Fitting grease	直通式滑脂嘴Z1/8"	2
3	58619-30T11	Bushing	关节轴承GE30ES	2 ☆
4	08932-0800A	Circlip	孔用挡圈47	4
5	58S19-30T01	Pin, tilt cylinder	倾斜油缸销轴	2
6	05787-0820A	Bolt	螺栓M8x20	2
7	53S02-30T11	Lock ring	锁片	2
8	53S03-30T11	Nut	锁紧螺母M24x1.5	2
9	58603-30T11	Dust seal	防尘圈DKB30x47x7/10	2 ☆
10	58604-30T11	Circlip	挡圈	2
11	58605-30T11	Ring	挡圈	2
12	58606-30T11	Seal	轴用密封圈30x43x10	1 ☆
13	58607-30T11	Ring	挡片30x43x3	2
14	58608-30T11	Guide sleeve	导向套	2
15	01235-70310	O-ring	O型密封圈70x3.1	2 ☆
16	53S04-30T11	Sleeve	隔套	2
	53S04-30T12	Sleeve	隔套	2
17	53S05-30T11	Piston	活塞体	2 3F550/600 含在活塞杆总成里
18	58611-30T11	Seal	孔用密封圈70x60x6	2 ☆
19	58612-30T11	Sleeve	支承环70x20x2.5	2 ☆
20	58613-30T11	Seal	孔用密封圈	2 ☆
21	58616-30T11	Tube, cylinder ass'y	缸体	2
22	58S22-30T11	Bushing	隔套	2
23	58618-30T11	Bushing	钢背轴承3025	2

备注2

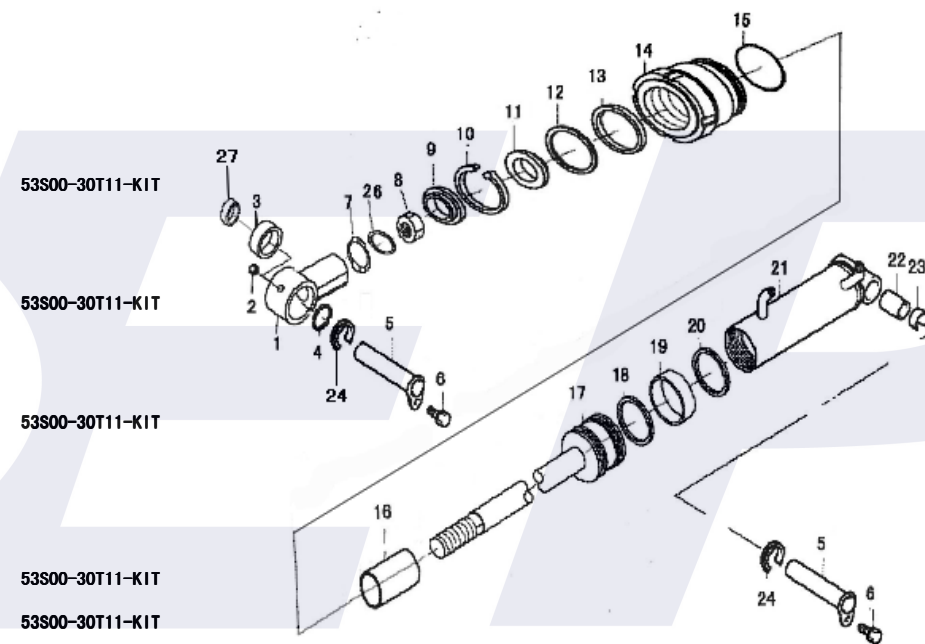
Remark2

倾斜油缸 (3F)

图52

TILT CYLINDER (3F)

Fig 52

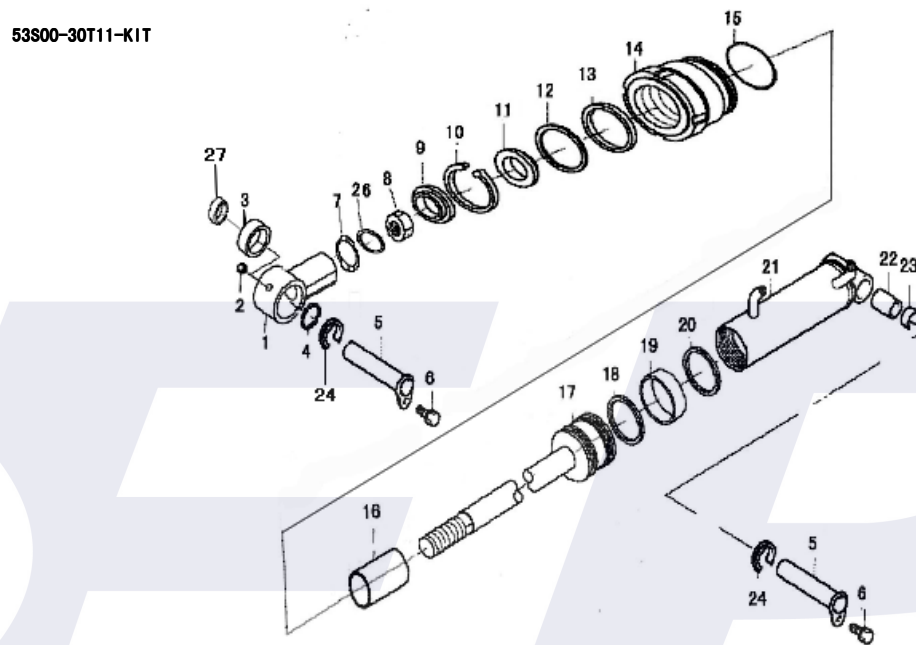


序号	零件编号	零部件名称	数量	备注
Item No	Part No	Description	QTY	Remark
24	58A11-30T11	Snap ring	2	倾斜缸限位挡圈
25	50600-30T01	Pin	2	倾斜缸后轴总成
26	58620-30T11	O-ring	1	☆ O型密封圈d20.8x2.4
27	58S23-30T11	Bushing	1	隔套
	53S00-30T11-KIT	Kit for tilt cyl.	1	All☆Parts

备注2  
Remark2

倾斜油缸 (3F)  
图53

TILT CYLINDER (3F)  
Fig 53



序号	零件编号	零部件名称	数量	备注
Item No	Part No	Description	QTY	Remark
1	59600-30T01	Carriage	货叉架	1 FD30T
	59600-25T01	Carriage	货叉架	1 FD20、25T
2	59700-30T01	Backrest	挡货架	1 FD30T
	59700-25T01	Backrest	挡货架	1 FD20、25T
3	59505A-30T12	Roller	滚轮	2
4	59400-30T11	Fork&lock pin	货叉总成	2 FD30T
	59400-25T11	Fork&lock pin	货叉总成	2 FD25T
	59400-20T11	Fork&lock pin	货叉总成	2 FD20T
5	05782-1430B	Bolt	螺栓M14x30	8
6	00093-1401A	Washer	垫圈14	8
7	59A00-30T11	Roller	滚轮	4
8	59501-30T11	side roller	侧滚轮	2

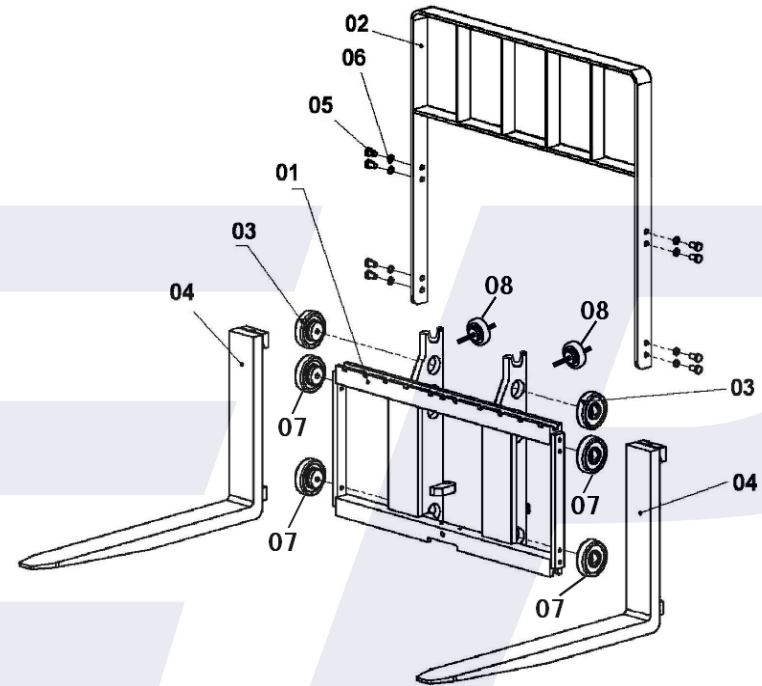
备注2  
Remark2

980811NT  
L=1200:860;L=1070:6  
82  
L=1220:860;L=1200:7  
78:L=1070:653  
L=1070

760311NT  
GN-4A

滑架 (2W)  
图54

LIFT CARRIAGE (2W)  
Fig 54



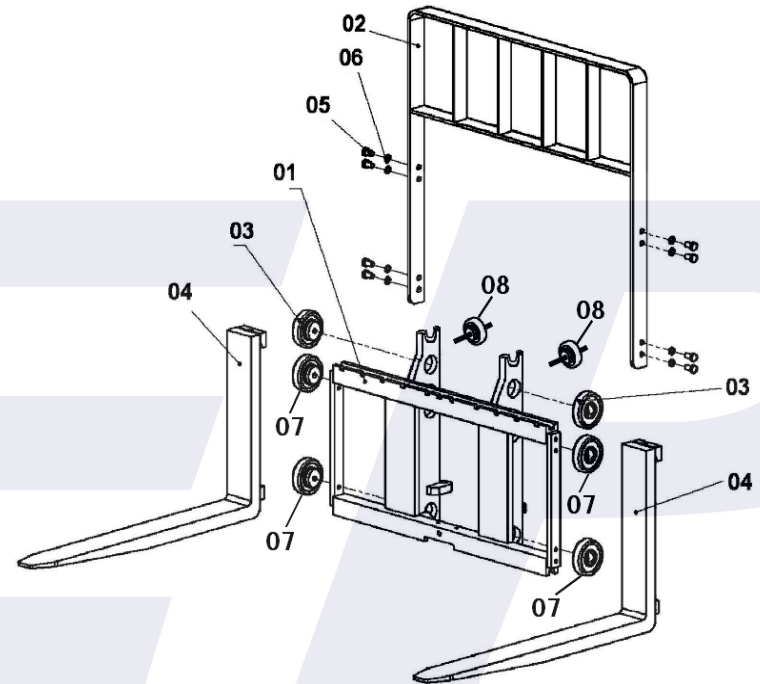
序号	零件编号	零部件名称	数量	备注
Item No	Part No	Description	QTY	Remark
1	5F600-30T01	Carriage	货叉架	1 FD30T
	5F600-25T01	Carriage	货叉架	1 FD20、25T
2	59700-30T01	Backrest	挡货架	1 FD30T
	59700-25T01	Backrest	挡货架	1 FD20、25T
3	59505A-30T12	Roller	滚轮	2
4	59400-30T11	Fork&lock pin	货叉总成	2 FD30T
	59400-25T11	Fork&lock pin	货叉总成	2 FD25T
	59400-20T11	Fork&lock pin	货叉总成	2 FD20T
5	05782-1430B	Bolt	螺栓M14x30	8
6	00093-1401A	Washer	垫圈14	8
7	59A00-30T11	Roller	滚轮	4
8	59501-30T11	side roller	侧滚轮	2

备注2  
Remark2

L=1200:860;L=1070:682  
L=1220:860;L=1200:778;L=1070:653  
L=1070

滑架 (2F)  
图54

LIFT CARRIAGE (2F)  
Fig 54



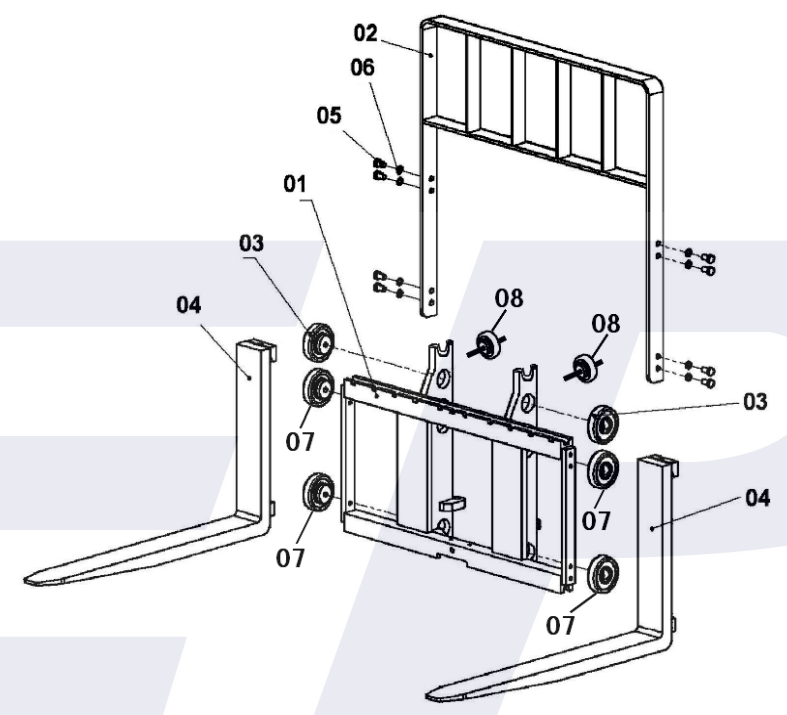
序号	零件编号	零部件名称	数量	备注
Item No	Part No	Description	QTY	Remark
1	54SA0-30T01	Carriage	货叉架	1 FD30T
	54SA0-25T01	Carriage	货叉架	1 FD20、25T
2	59700-30T01	Backrest	挡货架	1 FD30T
	59700-25T01	Backrest	挡货架	1 FD20、25T
3	59505A-30T12	Roller	滚轮	2
4	59400-30T11	Fork&lock pin	货叉总成	2 FD30T
	59400-25T11	Fork&lock pin	货叉总成	2 FD25T
	59400-20T11	Fork&lock pin	货叉总成	2 FD20T
5	05782-1430B	Bolt	螺栓M14x30	8
6	00093-1401A	Washer	垫圈14	8
7	59A00-30T11	Roller	滚轮	4
8	59501-30T11	side roller	侧滚轮	2

备注2  
Remark2

L=1200:860;L=1070:682  
L=1220:860;L=1200:778;L=1070:653  
L=1070

滑架 (3F)  
图55

LIFT CARRIAGE (3F)  
Fig 55



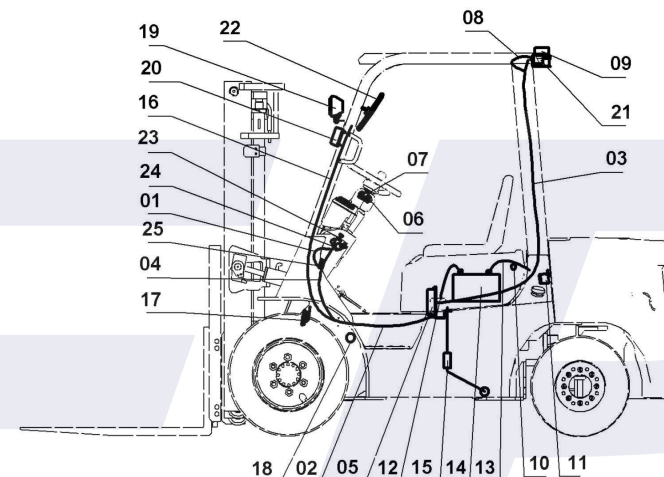


序号	图号	零部件名称	数量	备注
Item No	Part No	Description	QTY	Remark
A	24000-30T11	Harness ass'y	线束总成	1 All☆Parts
	M24000-30T11	Harness ass'y	线束总成	1 All☆Parts
	Y24000-30T11	Harness ass'y	线束总成	1 All☆Parts
1	24001-30T11	Cabinet harness	仪表架线束	1 ☆
2	24002-30T12	Engine harness	发动机线束	1 ☆
	M24002-25T11	Engine harness	发动机线束	1 ☆F2.2
	Y24002-25T11	Engine harness	发动机线束	1 ☆4TNE92
3	24003-30T13	Rear light harness	后灯线束	1 ☆
4	24800-30T11	Combination	仪表总成	1
5	73715-30T11	Control box	中央控制盒	1
6	24004-30T13	Switch, direction	方向组合开关	1
7	24005-30T13	Switch, light	灯光组合开关	1
8	24009-30T13	Cable, caution light	警示灯线束	1 ☆选用件
9	73712-30T11	Caution light	频闪警示灯	1 选用件
10	73716-30T11	Water temp sending unit	水温感应器	1
	M73716-25T11	Water temp sending unit	水温感应器	1 F2.2
	Y73716-25T11	Water temp sending unit	水温感应器	1 4TNE92
11	73722-30T11	Buzzer	蜂鸣器	1
12	24010-30T13	Cable	电瓶线(+)	1
	Y24010-25T13	Cable	电瓶线(+)	1
13	24011-30T13	Cable	电瓶线(-)	1
14	173A1-30T11	Battery	蓄电池	1
15	173A0-30T11	Fuel level sending unit	燃油传感器	1
16	173A2-30T11	Cable, head lamp	前大灯线束	2 ☆
17	73721-30T11	Horn	喇叭	1
18	73719-30T11	Oil temp sending unit	油温感应塞RC1/2	1

备注2
Remark2
F2.2
4TNE92
24000-30T11, M24000-30T11, Y24000-30T11
24000-30T11
M24000-30T11
Y24000-30T11
24000-30T11, M24000-30T11, Y24000-30T11
24000-30T11, M24000-30T11, Y24000-30T11
24000-30T11, M24000-30T11, Y24000-30T11

电气系统  
图56

ELECTRIC SYSTEM  
Fig 56

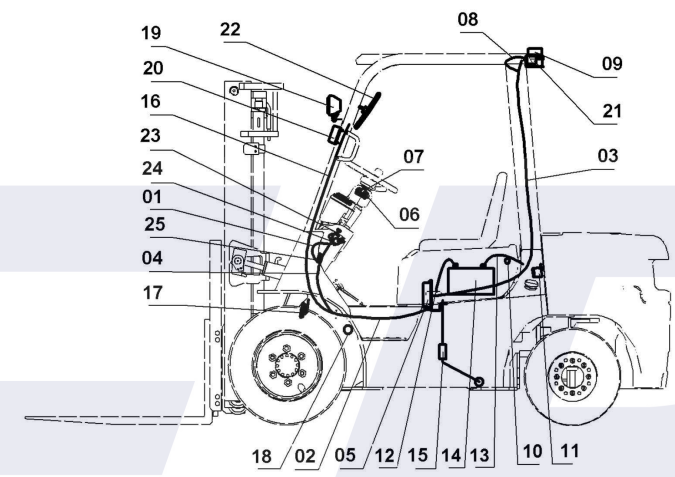


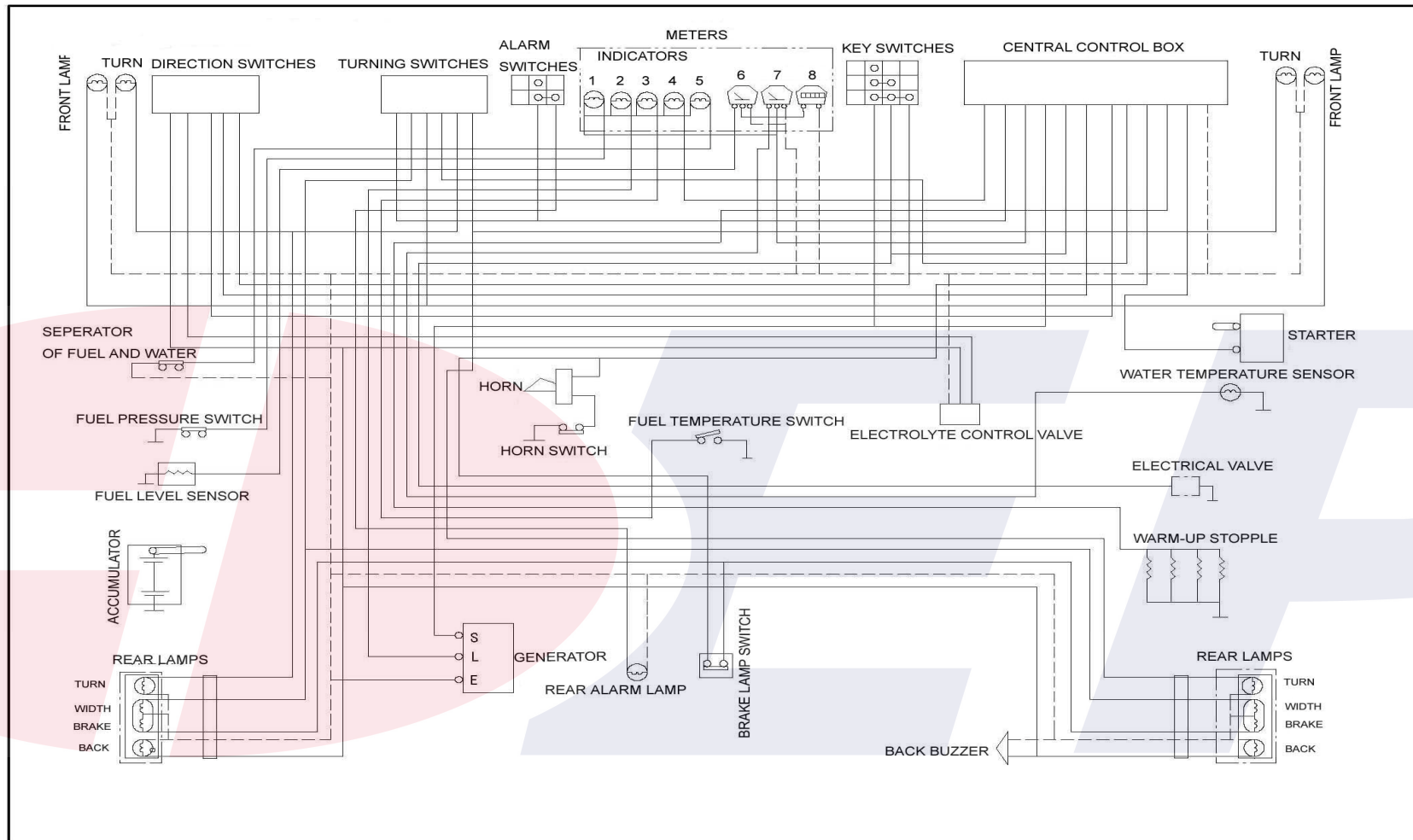
序号	图号	零部件名称	数量	备注
Item No	Part No	Description	QTY	Remark
19	73713-30T11	Head lamp ass'y	前照灯	2
20	73714-30T11	Head lamp	前小灯	2
21	73710-30T11	Combination lamp	三色后组合灯	2
22	73707-30T11	Rearview mirror	小号反光镜	2
23	73723-30T11	Switch, caution light	警灯开关	1
24	73724-30T11	Switch	点火开关	1
25	73725-30T11	Brake switch	脚制动开关	1

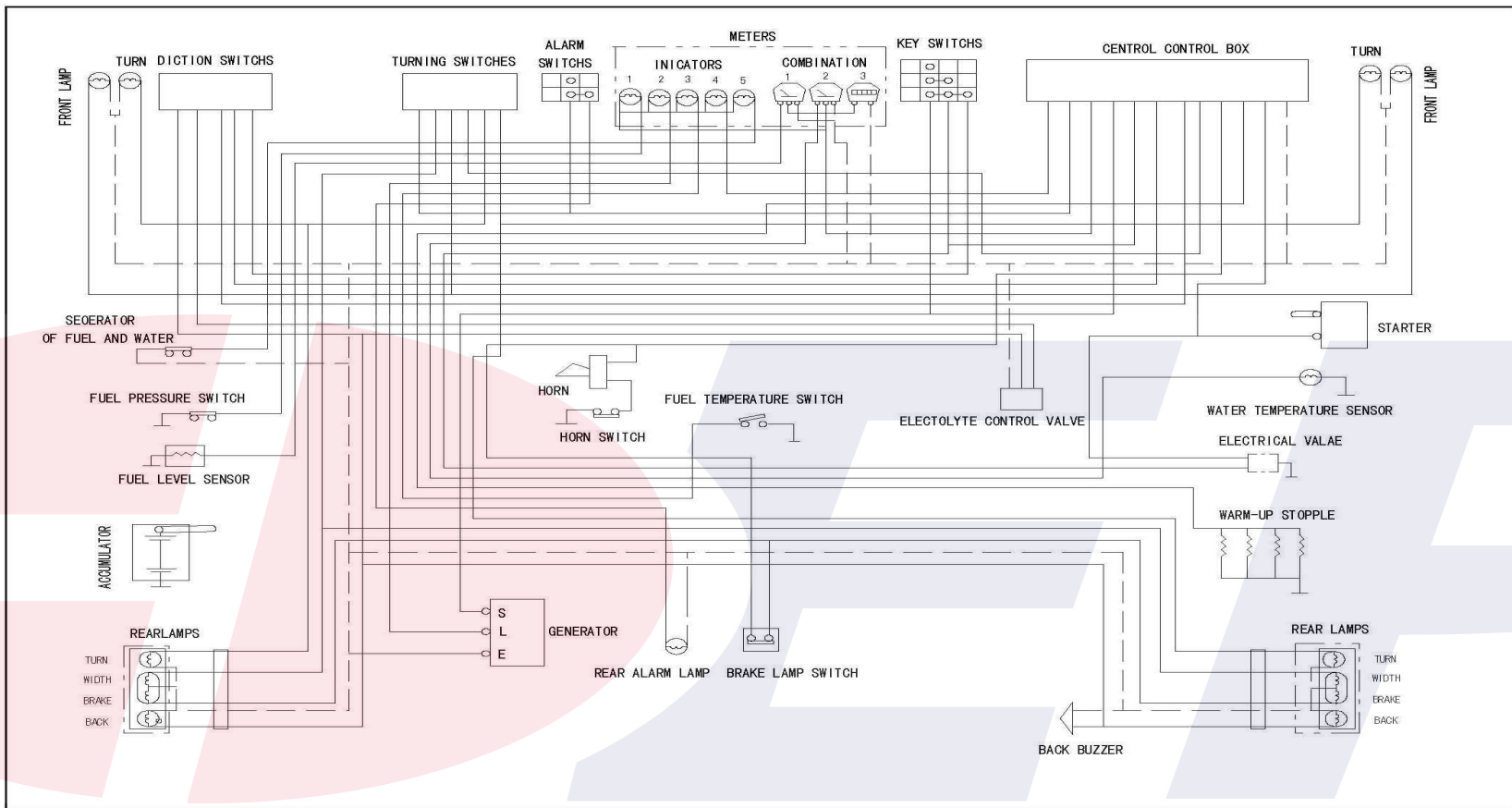
备注2  
Remark2

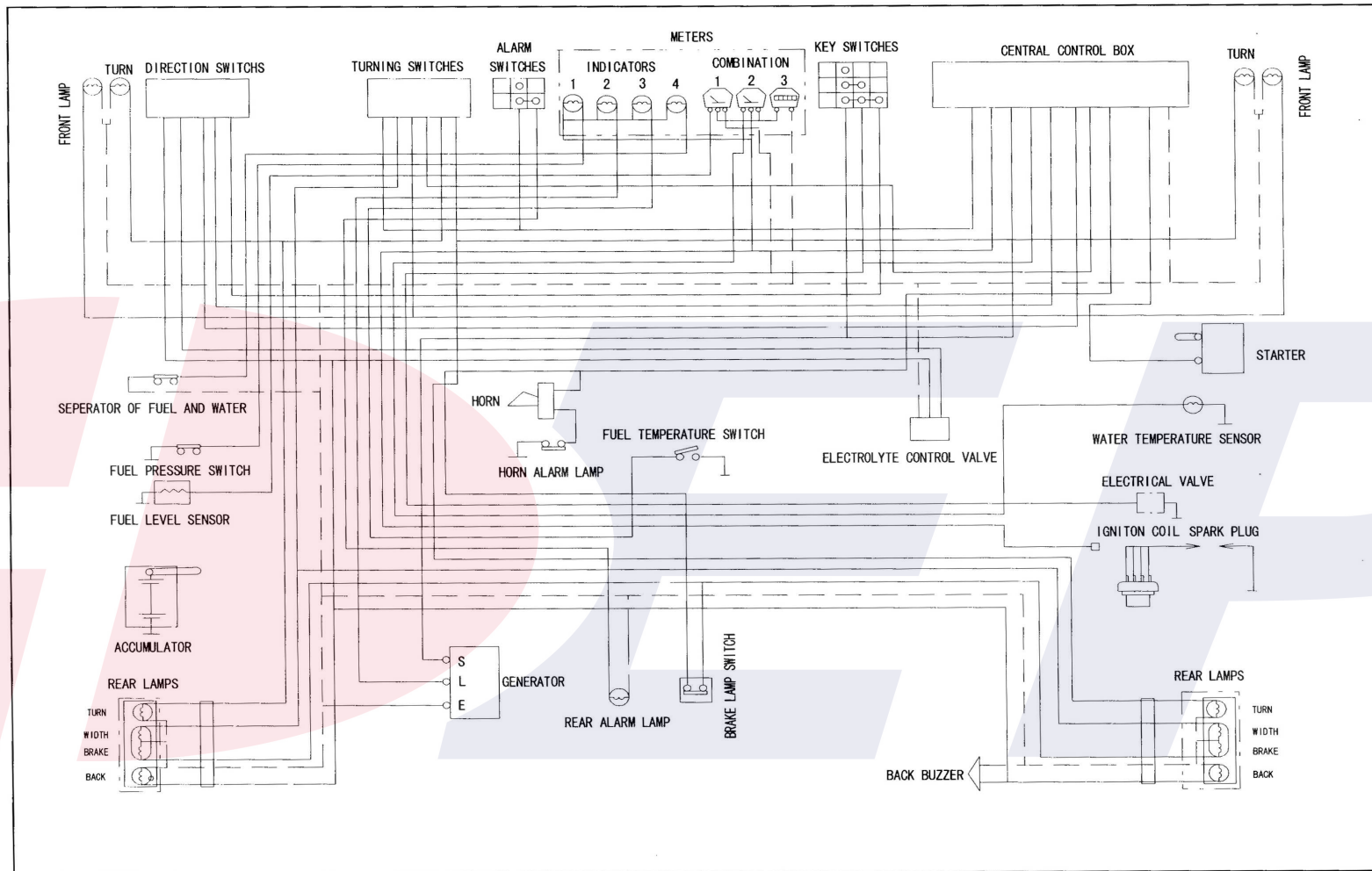
电气系统  
图56

ELECTRIC SYSTEM  
Fig 56







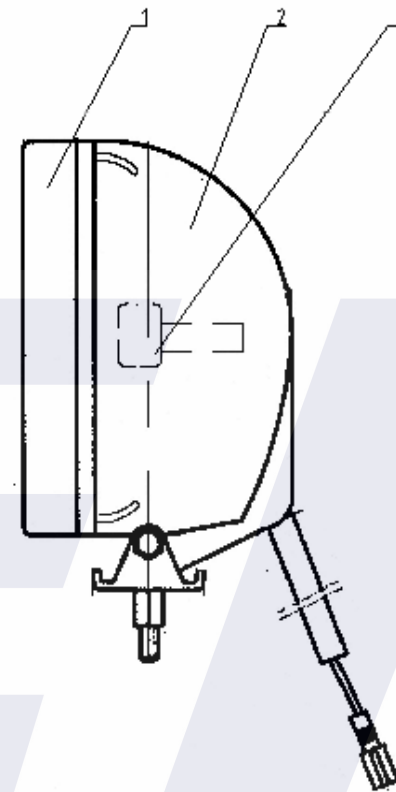


序号	零件编号	零部件名称	数量	备注
Item No	Part No	Description	QTY	Remark
A	73713-30T11	Head lamp ass'y	前照灯	2
1	73736-30T11	Head lamp lens	前照灯罩	2
2	73726-30T11	Head lamp body	前照灯座	2
3	73727-30T11	Bulb	前照灯泡	2 12V/55W

备注2
Remark2
73713-30T11
73713-30T11

前照灯  
图59

HEAD LAMP ASS'Y  
Fig 59

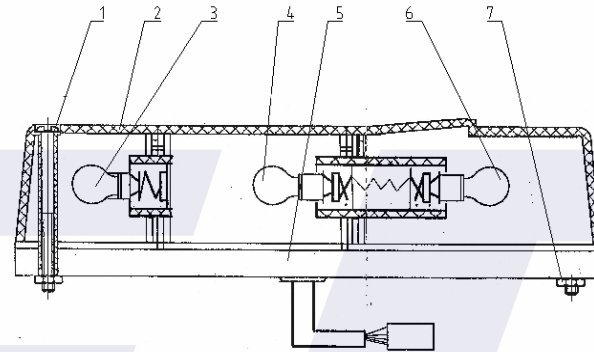


序号	零件编号	零部件名称	数量	备注
Item No	Part No	Description	QTY	Remark
A	73710-30T11	Combination lamp	三色后组合灯	2
1	00067-0550A	Screw	螺钉M5x50	4
2	73728-30T11	Rear lamp lens	三色后组合灯罩	2
3	73729-30T11	Rear lamp bulbs	三色后组合灯泡	2 12V/10W
4	73730-30T11	Rear lamp bulbs	三色后组合灯泡	2 12V/21W
5	73731-30T11	Rear lamp body	三色后组合灯座	2
6	73732-30T11	Reay lamp bulbs	三色后组合灯泡	2 12V/21/5W
7	06170-0500A	Nut	螺母M5	4

备注2
Remark2
73710-30T11
73710-30T11

三色后组合灯  
图60

REAR COMBINATION LAMP  
Fig 60

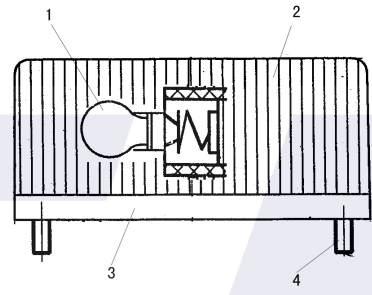


序号	零件编号	零部件名称	数量	备注
Item No	Part No	Description	QTY	Remark
A	73714-30T11	Head lamp	前小灯	2
1	73734-30T11	Bulb	灯泡	1 12V/21W
2	73733-30T11	Front lamp lens	前小灯罩	1
3	73735-30T11	Front lamp body	前小灯座	1
4	00067-0455A	Screw	螺钉M4x55	2

备注2
Remark2
73714-30T11
73714-30T11

前小灯  
图61

FRONT LAMP  
Fig 61



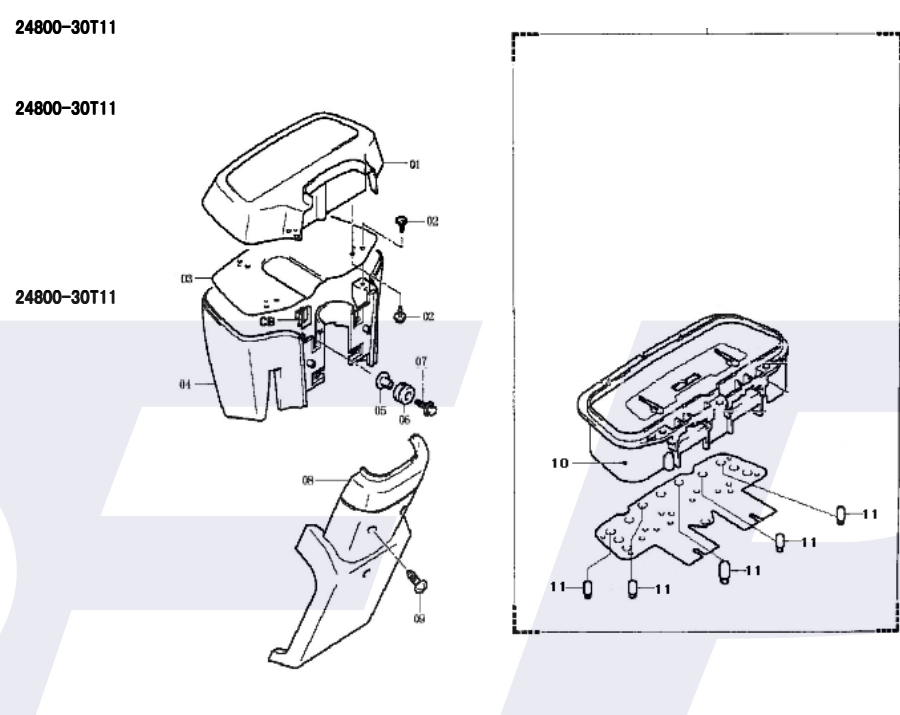


序号	零件编号	零部件名称	数量	备注
Item No	Part No	Description	QTY	Remark
A	24800-30T11	Combination Meter	仪表总成	1
1	248A0-30T11	Meter panel ass'y	仪表面板总成	1
2	00067-0520A	Screw	螺钉M5x20	8
3	24801-30T11	Connect plate	过渡板	1
4	24802-30T11	Down cover	仪表下面板	1
5	48005-30T01	Bolt support	衬套	4
6	48004-30T11	Rubber shim	橡胶垫	4
7	05782-0625A	Bolt	螺栓M6x25	4
8	24803-30T11	Cover	仪表后盖	1
9	00067-0625A	Screw	螺钉M6x25	3
10	24808-30T11	Meter body	仪表体	1
11	24809-30T11	Lens warning	仪表线灯	5

备注2  
Remark2

仪表总成  
图62

COMBINATION METER  
Fig 62



序号	零件编号	零部件名称	数量	备注
Item No	Part No	Description	QTY	Remark
1	99103-30T11	Label, lift	起吊标牌	4
2	99104-30T11	Decal, warning	警告标记	2
3	99113-30T11	Decal, prohibit climbing	禁爬标记	2
4	99105-30T11	Decal, air pressur	气压标牌	2
5	99101-35T11	Decal, modle	型号标牌	2 FD35T
	99101-30T11	Decal, modle	型号标牌	2 FD30T
	99101-25T11	Decal, modle	型号标牌	2 FD20、25T
6	99122-30T11	Name plate	铭牌	1
7	99102-35T11	Decal, capacity	载荷曲线	1 FD35T 2W/2F
	99116-35T11	Decal, capacity	载荷曲线	1 FD35T 3F
	99102-30T11	Decal, capacity	载荷曲线	1 FD30T 2W/2F
	99116-30T11	Decal, capacity	载荷曲线	1 FD30T 3F
	99102-25T11	Decal, capacity	载荷曲线	1 FD25T 2W/2F
	99116-25T11	Decal, capacity	载荷曲线	1 FD25T 3F
	99102-20T11	Decal, capacity	载荷曲线	1 FD20T 2W/2F
	99116-20T11	Decal, capacity	载荷曲线	1 FD20T 3F
8	99106-30T11	Decal, hydraulic oil	制动液标记	1
9	99107-30T11	Decal, caution	检查要领	1
10	99108-30T11	Decal, lubrication	润滑图	1
11	99109-30T11	Decal, add water	水箱警示牌	1
12	99112-30T11	Decal, strictly prohibit water	严禁冲水标牌	1
13	99110-30T11	Decal, fuel	燃油标记	1
14	99123-30T11	Decal, fan safty	风扇标牌	1
15	99115-30T11		液压油标记	1
16	99117-30T11		安全标记(门架夹手)	1
17	99111-30T11		安全标记(风扇夹手)	1

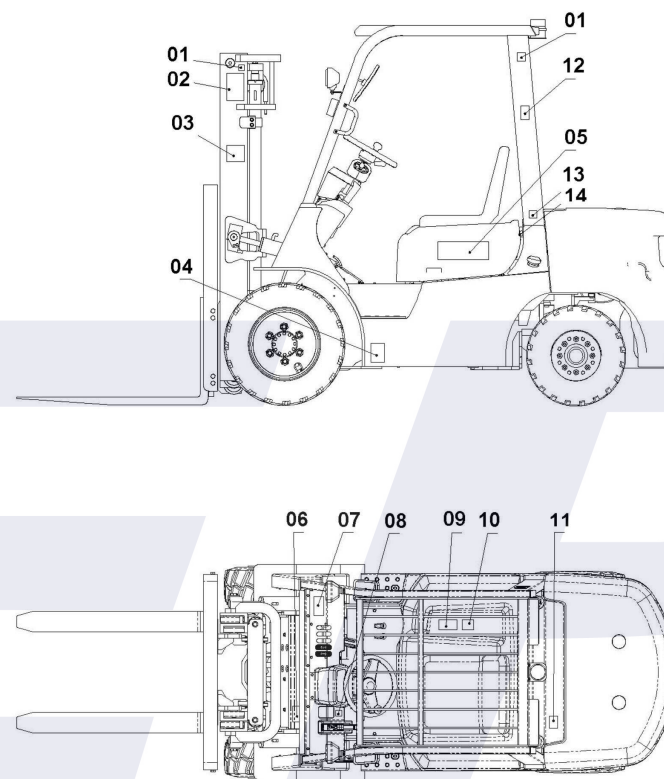
备注2  
Remark2

暂无

暂无

标牌  
图63

Label  
Fig 63



序号	零件编号	零部件名称	数量	备注
Item No	Part No	Description	QTY	Remark
18	99118-30T11	手制动	1	
19	99119-30T11	安全标记(安全带)	1	
20	99120-30T11	安全标记(安全帽)	1	
21	99121-30T11	CE标记	1	

备注2	标牌	Label
Remark2	图63	Fig 63

